



# **Common University Entrance Test (Undergraduate)**

## **CUET (UG) 2025**

 <https://cuet.nta.nic.in/>

 <https://www.nta.ac.in/>

# **Information Bulletin**

# NATIONAL TESTING AGENCY

## **Vision**

The right candidates joining best institutions will give India her demographic dividend.

## **Mission**

To improve equity and quality in education by administering research based valid, reliable, efficient, transparent, fair and international level assessments. The best subject matter experts, psychometricians and IT delivery and security professionals will ensure that the current gaps in existing assessment systems are properly identified and bridged.

## **Core Values**

NTA will create a system which will promote teaching (by teachers), learning (by students) and assessment (by parents and institutions). NTA strongly believes in quality, efficiency, effectiveness, equity and security of assessments. To practice these values, NTA will constantly engage with its stakeholders, viz. students, parents, teachers, experts and partner institutions.

# Index

CONTENT		PAGE NO.
List of Abbreviations		4
Important Information and Dates at a Glance		5-10
<b>Chapter-1</b>	<b>Introduction</b>	11-12
1.1	About National Testing Agency (NTA)	11
1.2	About Central Universities	11
1.3	About CUET (UG) - 2025	11-12
1.4	Role of NTA	12
<b>Chapter-2</b>	<b>Examination Scheme</b>	13
2.1	Mode of Examination	13
2.2	Medium of Examination	13
2.3	Scheme of Examination	13
2.4	Pattern of Question Paper	13
2.5	Tests / Subjects covered under CUET (UG) - 2025	13
2.6	Duration of Test	13
<b>Chapter-3</b>	<b>Eligibility</b>	14-15
3.1	Eligibility	14
3.2	List of Qualifying Exam	14
3.3	Year of Appearance in Qualifying Examination	14-15
<b>Chapter-4</b>	<b>Reservation</b>	16-18
4.1	Reservations	16
4.2	Provisions relating to persons with disability	16-17
4.3	Scribe and Compensatory Time	17-18
<b>Chapter-5</b>	<b>Choice Of Cities</b>	19
<b>Chapter-6</b>	<b>Admit Card</b>	20
<b>Chapter-7</b>	<b>Schedule Of Examination</b>	21
<b>Chapter-8</b>	<b>Important instructions for the candidates</b>	22-23
<b>Chapter-9</b>	<b>Unfair means practices and breach of examination rules</b>	24
9.1	Definition	24
9.2	Punishment for Using Unfair Means practices	24
9.3	Cancellation of Result	24

<b>Chapter-10</b>	<b>Barred Items And Dress Code</b>	<b>25</b>
10.1	Barred Items	25
10.2	Dress Code	25
<b>Chapter-11</b>	<b>Display Of Answer Keys Of Challenge</b>	<b>26</b>
11.1	Display of Answer Key Challenge	26
11.2	Display of Recorded Responses	26
<b>Chapter-12</b>	<b>CUET (UG) - 2025 Score And Admissions</b>	<b>27-28</b>
12.1	Marking Scheme of Examination	27
12.2	CUET (UG) - 2025 NTA Score	27
12.3	Re-evaluation/ Re-checking of Result	27
12.4	Admissions	27-28
12.5	Use of Scores of CUET (UG) - 2025 by other Organizations	28
<b>Chapter-13</b>	<b>Miscellaneous</b>	<b>29</b>
13.1	Correspondence with NTA	29
13.2	Weeding Out Rules	29
13.3	Legal Jurisdiction	29
13.4	RTI	29



**APPENDIX**

S. No.	Appendix No.	Particulars	Page No.
1.	I	List of Central Universities	31-32
2.	II	List of Languages/ Domain specific Subjects/ General Aptitude Test offered under CUET (UG) - 2025	33-34
3.	III	List of Examination Cities for CUET (UG) - 2025	35-42
4.	IV	Procedure for Online Payment of Fees and Helpline for Payment-Related Queries	43-46
5.	V	Computer Based Test (CBT) Guidelines	47-53
6.	VI	Procedure to be adopted for compilation of NTA Score for Multi Shifts Papers	54-63
7.	VII	The Gazette of India notification related to PwD/PwBD candidates	64-66
8.	VIII	Certificate for person with specified disability covered under the definition of Section 2 (s) of the RPwD Act, 2016	67
9.	IX	Letter of Undertaking For Using Own Scribe for PwD/PwBD candidate	68
10.	X	Replica of the online Application Form of CUET (UG) - 2025	69-87

## LIST OF ABBREVIATIONS

<b>CBT</b>	<b>Computer Based Test</b>
<b>CU</b>	<b>Central University</b>
<b>CUET</b>	<b>Common University Entrance Test</b>
<b>EWS</b>	<b>Economically Weaker Section</b>
<b>GOI</b>	<b>Government of India</b>
<b>HEIs</b>	<b>Higher Education Institutions</b>
<b>MCQ</b>	<b>Multiple Choice Question</b>
<b>MoE</b>	<b>Ministry of Education</b>
<b>NDA</b>	<b>Non-Disclosure Agreement (NDA)</b>
<b>NEGP</b>	<b>National e-Governance Plan (NeGP)</b>
<b>NTA</b>	<b>National Testing Agency</b>
<b>OBC- NCL</b>	<b>Other Backward Classes-Non Creamy Layer</b>
<b>OCI</b>	<b>Overseas Citizen of India</b>
<b>PwBD</b>	<b>Persons with Benchmark Disabilities</b>
<b>RPwBD</b>	<b>The Rights of Persons with Disabilities Act, 2016</b>
<b>SC</b>	<b>Scheduled Castes</b>
<b>ST</b>	<b>Scheduled Tribes</b>
<b>TPC</b>	<b>Test Practice Centre</b>
<b>UDID</b>	<b>Unique Disability ID</b>
<b>UPI</b>	<b>Unified Payment Interface (UPI)</b>
<b>UR</b>	<b>Unreserved</b>
<b>UT</b>	<b>Union Territory</b>

## IMPORTANT INFORMATION AND DATES AT A GLANCE

### Important Dates and Fee Details for Common University Entrance Test (UG) - 2025:

1. Common University Entrance Test (CUET (UG) - 2025) will be conducted in 13 mediums across India for admission into the Undergraduate Programmes for all the Central Universities (CUs) and participating Universities in India for the academic year 2025-26.

Online Submission of Application Form	01 March 2025 to 22 March 2025 (upto 11.50 PM)
Last date of successful transaction of fee through Credit/Debit Card/Net-Banking/UPI	23 March 2025 (upto 11.50 PM)
Correction in Particulars	24 March 2025 to 26 March 2025 (upto 11.50 PM)
Announcement of the City of Examination	To be announced later on the website
Downloading Admit Cards from the NTA website	To be announced later on the website
Date of Examination	Between 08 May and 01 June 2025 (Tentative)
Display of Recorded Responses and Answer Keys	To be announced later on the website
Website(s)	<a href="https://cuet.nta.nic.in">https://cuet.nta.nic.in</a>
Declaration of Result on the NTA website	To be announced later on the website

2. Candidates may choose upto a maximum of five (05) subjects including languages and General Aptitude Test. Fees will be **calculated based on the number of subjects chosen** by the candidates. The following fee structure is applicable for CUET (UG) - 2025:

Category	CUET (UG) - 2025	
	Up to 03 Subjects	For each Additional Subject
General (UR)	₹ 1000/-	₹ 400/- (each)
OBC)- (NCL)* / EWS**	₹ 900/-	₹ 375/- (each)
SC/ST/PwD/PwBD/ Third gender	₹ 800/-	₹ 350/- (each)
Centres outside India	₹ 4500/-	₹ 1800/- (each)

*\*Other Backward Classes-Non Creamy Layer as per the central list of Other Backward Classes available on National Commission for Backward Classes (NCBC), Government of India website [www.ncbc.nic.in](http://www.ncbc.nic.in). Only the candidates falling in this list may mention OBC in the Category Column. State list OBC candidates who are not in OBC-NCL (Central List) must choose General/Unreserved.*

*\*\*As per the OM No. 20013/01/2018-BC-II dated 17 January 2019, issued by the Ministry of Social Justice and Empowerment and the OM No. 12-4/2019-U1 dated 17.01.2019 of MHRD Department of Higher Education regarding the implementation of reservation for Economically Weaker Section (EWS) for admission in Central Educational Institutions.*

3. Broad features of CUET (UG) - 2025 are as follows:

<b>Registration</b>	Registration will be online at <a href="https://cuet.nta.nic.in">https://cuet.nta.nic.in</a>
<b>Total subjects</b>	37 (13 languages + 23 domain-specific subjects + 01 General Aptitude Test).
<b>Medium</b>	<b>13 Indian languages</b> (Assamese, Bengali, English, Gujarati, Hindi, Kannada, Malayalam, Marathi, Punjabi, Odia, Tamil, Telugu, and Urdu)
<b>Syllabus</b>	<b>Language Subjects:</b> Language to be tested through Reading Comprehension (based on different types of passages–Factual, Literary, and Narrative), Literary Aptitude and Vocabulary
	<b>Domain Subjects:</b> As per NCERT syllabus
	<b>General Aptitude Test:</b> General Knowledge, Current Affairs, General Mental Ability, Numerical Ability, Quantitative Reasoning (Simple application of basic mathematical concepts arithmetic/algebra geometry/mensuration/statistics), Logical and Analytical Reasoning
<b>Choice of Test Paper</b>	Candidates may choose upto a maximum of five (05) subjects including languages and General Aptitude Test irrespective of the subjects opted in class XII.*
<b>Marking Scheme</b>	Correct Answer: 05 marks (Five) There will be negative marking for each incorrect answer of 01 (one) mark.
<b>Mode of the Exam</b>	<b>Computer Based Test (CBT) mode</b>
<b>Total Questions</b>	<b>50 questions for each test papers. All Question are compulsory.</b>
<b>Duration</b>	<b>Duration for each test paper would be 60 minutes</b>
<b>Shift</b>	The examination will be conducted on multiple shifts, depending on the number of Candidates and Subject choices.

\*Candidates may select the subjects based on the eligibility criteria for a programme of a desired university

- i. The candidates can see the list of Central Universities at **Appendix-I**.
- ii. The list of Languages/Subjects/General Aptitude Test offered under CUET (UG) 2025 examination is at **Appendix-II**.
- iii. The list of examination cities where the examination will be held may be seen at **Appendix-III**.
- iv. The fee can be submitted only online through Net Banking/Credit Card/Debit Card/UPI. Processing charges and GST as applicable are chargeable from the candidate (in addition to the examination fee) by the concerned Bank/Payment Gateway Integrator. For details/procedure, please see **Appendix-IV**.
- v. In case the confirmation page is not generated, fees may have to be paid once again to ensure the successful generation of the confirmation page.
- vi. Candidates must carefully read the Instructions (including how to fill up the Application Form online) given in the Information Bulletin available on the NTA Website. Candidates not complying with the instructions shall be summarily disqualified.
- vii. Candidates should apply for **CUET (UG) - 2025 through the "Online" mode only**. The Application Form **in any other mode shall not be accepted**.

- viii. Submission of the Application Form should be made by the candidate online through the NTA website: <https://cuet.nta.nic.in>

#### 4. Instructions for filling Online Application Form:

- i. Before starting to fill the application form candidates are advised to read the Prospectus displayed on the website of the University/ies where admission is sought and be clear about the programmes offered by them, seats available, eligibility as regards age, passing/appearing in qualifying exam, minimum marks in the qualifying exam, relaxation there of, reservation, admission procedure, subject to be chosen from list of UG Programmes available at <https://cuet.nta.nic.in/> in CUET etc. before applying for the CUET (UG) – 2025.
- ii. NTA will not entertain the corrections sent by the candidate through Post/Fax/WhatsApp/E-mail/by Hand.
- iii. Download the **Information Bulletin and** read carefully to ensure your eligibility.

#### Step 1: Registration Form:

Register for the Online Application Form and note down the system-generated Application Number. The candidate should supply the required details while filling the Online Application Form and is also required to create a PASSWORD, choose Security Question and enter Answer. After successful submission of the personal details, an Application number will be generated and it will be used to complete the remaining steps of the Application Form and will also be required for all future reference/correspondence. For subsequent logins, the candidate will be able to login directly with the respective system-generated Application Number and created Password.

#### Step 2: Application Form:

The Candidates can log in with the system-generated Application Number and pre-created Password for completing the Application Form including filling up personal details, educational qualification, university/ programme selection, test paper details, choosing the Examination Cities, and uploading the images and documents (if any).

#### Upload Scanned Images of the Candidate's Photograph, Signature and PwD/PwBD certificate

##### 1. Photograph:

- i. The candidate will have to upload his/her recent photograph in JPG/JPEG format. The recent photograph should be either in colour or black and white with 80% face (without mask) visible including ears against a white background.
- ii. **The size of the scanned photograph should be between 10 kb to 200 kb (clearly visible). Photograph should be named as '\_Photo' and in JPG/JPEG format.**

##### 2. Signature:

- i. The candidate is required to upload his/her scanned copy of signature. The scanned signature should be in JPG/JPEG format (clearly legible).
- ii. Signature file should be named as '<first two characters of candidate name> \_Signature' and in JPG/JPEG format between **10 kb to 50 kb.**

### 3. PwD/PwBD Certificate:

The candidate has to upload the scanned copy of PwD/PwBD/UDID certificate. The scanned copy of PwD/PwBD/UDID certificate (if applicable) should be named as '< first two characters of candidate name>\_PwDCertificate' and in pdf format between **50 kb to 300 kb**.

**[Note:** The Candidate has to upload only his/her own photograph, signature, and PwD and PwBD Certificate wherever applicable, as mentioned above (and not of anybody else) in a correct/proper manner. In case, it is found at any time in the future that the candidate has used/uploaded the photograph, signature, and certificate(s) of someone else in his/her Application Form, or *he/she has tampered with his/her Admit Card/Result/Scorecard, these acts of the candidate shall be treated under Unfair Means (UFM) Practices and actions would be taken as per the provisions relating to Unfair Means Practices.*

*Please check your photograph and signature before submission of the Application Form. In case the photograph or signature is blurred or not visible to identify the identity of the candidate then, the application will be rejected and no option for correction or revision shall be permitted.*

#### Step 3: Fee Payment:

After completing Step 1 and Step 2, the candidates have to pay the requisite examination fee. The fee can be submitted only online through Net Banking, Credit Card, Debit Card, or UPI. Processing charges and GST as applicable are chargeable to the candidate (in addition to the examination fee) by the concerned Bank/Payment Gateway Integrator.

The Confirmation Page of the online Application Form will be generated only after successful payment by the Candidate. In case the Confirmation Page is not generated after payment of the fee, then the candidate may have to approach the concerned Bank/Payment Gateway (in the helpline number and e-mail given in the Information Bulletin) to ensure the successful payment or to obtain the refund of duplicate/multiple payments].

*Note: No request for refund of fee once remitted by the candidate will be entertained by NTA under any circumstances.*

#### Step 4: Confirmation Page:

- a. All **3 Steps** can be done together or at separate timings. The submission of the Application of a candidate could be considered as successful and his/her candidature would be confirmed only on the successful transaction/receipt of the prescribed application fee from him/her.
- b. **Download, save and print a copy of the Confirmation Page of the Application Form** (which would be downloadable only after the successful remittance of the fee) for future reference.

**General Instruction to the Candidate:**

- i. Candidate shall ensure that the information entered by them in their respective online Application Form is correct.
- ii. Information provided by the candidates in their respective online Application Forms, like the Name of the Candidate, Contact Details, Address Details, Category, Gender, PwBD Status, Educational Qualification Details, Date of Birth, Choice of Exam cities, etc. will be treated as final. Any request for change in such particulars will not be considered by NTA under any circumstances.
- iii. All candidates must ensure that they have provided the correct e-mail address and mobile number.
- iv. Candidates must ensure that their email address and mobile number to be registered in their online Application Form are their own, as relevant/important information/communication will be sent by NTA through e-mail on the registered mail address and/or through SMS on the registered mobile number only. NTA shall not be responsible for any non-communication /miscommunication with a candidate in the email address or mobile number given by him/her other than his/her own. All Candidates shall ensure that the information (like his/her name, mother's name, father's name, gender, date of birth, category, PwBD status, mobile number, e-mail address, photograph and signature, choice of cities for exam Centre, etc.) provided by them in their online Application Form is correct and is their own.
- v. NTA does not edit/modify/alter any information entered by the candidates after completion of the application process under any circumstances. Any request for change in information thereafter will not be entertained. Therefore, candidates are advised to exercise utmost caution before filling up the correct details in the Application Form.
- vi. NTA disclaims any liability that may arise to a candidate(s) due to incorrect information provided by him/her in his/her online Application Form.
- vii. Candidates are advised to visit the NTA Website ([www.nta.ac.in](http://www.nta.ac.in)) and check their e-mails regularly for the latest updates.
- viii. Candidates shall appear at their own cost at the Examination Centre on the date, shift, and time indicated on their Admit Cards issued by the NTA in due course through its Website.
- ix. The entire application process for CUET (UG) - 2025 is online, including uploading of scanned images/documents, payment of fees, and printing of Confirmation Page, Admit Card, etc. Therefore, candidates are not required to send/submit any document(s) including the Confirmation Page to NTA through Post/ Fax/WhatsApp/Email/by Hand.
- x. Usage of Data and Information:NTA/Government of India can use the data provided by the End Users (test taker in this case) for training, research and development, analysis, and other permissible purposes (s).



- xi. Candidates are advised to fill out only one Application Form and to take utmost care while filling out the mobile number and e-mail address. Candidates are also advised to use the mobile number and email address that are accessible to them (may be parent/guardian). One mobile number and email address can be used for one Application Form only.

**For any queries/ clarifications, candidates can also Email/call at the NTA Helpdesk:**

<b>Email ID</b>	<b><a href="mailto:cu-et-ug@nta.ac.in">cu-et-ug@nta.ac.in</a></b>
<b>Contact Number</b>	<b>011- 40759000 / 011-69227700</b>

## CHAPTER - 1 INTRODUCTION

### 1.1. About the National Testing Agency (NTA)

The Ministry of Education (MoE), Government of India (GoI) has established the National Testing Agency (NTA) as an independent, autonomous, and self-sustained premier testing organization under the Societies Registration Act (1860) for conducting efficient, transparent, and international standardized tests in order to assess the competency of candidates for admission to higher education institutions with a mission to improve equity and quality in education by developing and administering research-based valid, reliable, efficient, transparent, fair and international level assessments.

NTA has created a system that promotes teaching (by teachers), learning (by students), and assessment (by parents and institutions). NTA strongly believes in the quality, efficiency, effectiveness, equity, and security of assessments. To practice these values, NTA is constantly engaging with its stakeholders, viz. students, parents, teachers, experts, and partner institutions.

**The objectives of NTA, *inter alia*, include:**

1. To conduct efficient, transparent, and international standardized tests in order to assess the competency of candidates for admission.
2. To undertake research on educational, professional, and testing systems to identify gaps in the knowledge systems and take steps for bridging them.
3. To produce and disseminate information and research on education and professional development standards.

The National Testing Agency has been entrusted with the responsibility of conducting the Common University Entrance Test (UG) for admission into the Undergraduate programmes/ courses for all the Central Universities (CUs) for the **Academic session 2025-2026**.

### 1.2. About Central Universities (CUs)

Central Universities or Union Universities in India are established by an Act of Parliament and are under the purview of the Department of Higher Education in the Ministry of Education. In general, Universities in India are recognized by the University Grants Commission (UGC), which draws its power from the University Grants Commission Act, 1956. Central universities, in addition, are covered by the Central Universities Act, 2009, which regulates their purpose, powers, governance, etc.

### 1.3. About Common University Entrance Test (CUET (UG)-2025)

The Common University Entrance Test (CUET) Scores will be used for admission into UG Programmes in all Central Universities/ Participating Universities for Academic session 2025-26. The Common University Entrance Test (CUET) will provide a common platform and equal opportunities to candidates across the country, especially those from rural and other remote areas, and help establish better connections with the Universities. A single Examination will enable the Candidates to cover a wide outreach and be part of the

admissions process to various Central Universities. The list of Central Universities/Participating Universities may be seen at <https://cuet.nta.nic.in>.

#### **1.4. Role of NTA**

The Role of NTA is confined to the registration of candidates, the conduct of the test, hosting of answer keys, inviting challenges, finalizing answer keys, preparing and declaring results, and hosting Score Card.

**A merit list will be prepared by participating Universities/Institutes/organizations.** Universities may conduct their individual counselling based on the Scorecard of CUET (UG) -2025 provided by NTA.

**The letters/e-mails/grievances/queries/RTI applications/Court cases pertaining to admission related matters/procedures will not be entertained by NTA. The same may be addressed to the concerned University.**

## CHAPTER - 2 EXAMINATION SCHEME

### 2.1. Mode of Examination:

CUET (UG) - 2025 will be conducted in Computer Based Test (CBT) mode only.

### 2.2. Medium of Examination:

Medium of the Question Papers: The CUET (UG)- 2025 will be conducted in 13 Indian languages (English, Hindi, Assamese, Bengali, Gujarati, Kannada, Malayalam, Marathi, Odia, Punjabi, Tamil, Telugu, and Urdu).

The option of language for Question Paper should be exercised while filling up the Application Form online and it cannot be changed at a later stage.

### 2.3. Scheme of Examination

S. No.	Parameters	CUET (UG) - 2025
1.	<b>Total subjects</b>	37 (13 Indian languages + 23 domain-specific subjects + 01 General Aptitude Test).
2.	<b>Choice of Test Paper</b>	Candidates may choose upto a maximum of five (05) subjects including languages and General Aptitude Test irrespective of the subjects opted in class XII.*
3.	<b>Mode of the Exam</b>	<b>Computer Based Test (CBT) mode</b>
4.	<b>Total Questions</b>	<b>50 questions for each test papers. All Question are compulsory.</b>
5.	<b>Duration</b>	<b>Duration for each test paper would be 60 minutes</b>
6.	<b>Shift</b>	The examination will be conducted in multiple shifts, depending on the number of Candidates and Subject choices.
7.	<b>Marking Scheme</b>	Correct Answer: 05 marks (Five) There will be negative marking for each incorrect answer of 01 (one) mark.

\*Candidates may select the subjects based on the eligibility criteria for a programme of a desired university

### 2.4. The pattern of Question Paper:

Objective type Multiple Choice Questions (MCQs).

### 2.5. Tests / Subject covered under CUET (UG) - 2025

The list of Languages, Domain Specific Subjects and General Aptitude Test covered in CUET (UG) - 2025 is given in **Appendix II**.

### 2.6. Duration of Test:

Duration for each test paper would be 60 minutes. The examination will be conducted in multiple shifts depending on the number of candidates and their combinations. (Compensatory time for PwBD Candidates of 20 minutes for each hour)

## CHAPTER - 3 ELIGIBILITY

### 3.1. Eligibility

For appearing in the CUET (UG) - 2025, there is **no age limit** for the candidates. The candidates who have passed the **class 12 /equivalent examination** or are appearing in 2025 can appear in the CUET (UG) - 2025 examination. *However, the candidates will be required to fulfill the age criteria (if any) of the University / Institution / Organization in which they are desirous of taking admission.*

### 3.2. List of Qualifying Examinations (QE)

- i. The **final examination of the 10+2 system**, conducted by any recognized Central/ State Board, such as the Central Board of Secondary Education, New Delhi; Council for the Indian School Certificate Examinations, New Delhi.
- ii. **Intermediate or two-year Pre-University** examination conducted by a recognized Board/ University.
- iii. **Final examination of the two-year course** of the Joint Services Wing of the National Defence Academy
- iv. **Senior Secondary School Examination** conducted by the National Institute of Open Schooling with a minimum of **five** subjects.
- v. Any Public School/ Board/ University examination in India or any foreign country is recognized as **equivalent to the 10+2 system** by the **Association of Indian Universities (AIU)**.
- vi. **Higher Secondary Certificate Vocational Examination.**
- vii. **A Diploma recognized by AICTE or a State board** of technical education of at least 3 years duration.
- viii. **General Certificate Education (GCE)** examination (London/Cambridge/Sri Lanka) at the **Advanced (A) level**.
- ix. **High School Certificate Examination of the Cambridge University or International Baccalaureate Diploma of the International Baccalaureate Office, Geneva.**
- x. Candidates who have completed the Class 12 (or equivalent) examination outside India or from a Board not specified above should produce a certificate from the **Association of Indian Universities (AIU)** to the effect that the examination they have passed is equivalent to the Class 12 Examination.
- xi. In case the Class 12 Examination is not a public examination, the candidate must have passed at least one public (Board or Pre-University) examination earlier.

### 3.3. Year of Appearance in Qualifying Examination

For the year of appearance in the Class 12 / equivalent examination, relevant conditions of Universities / Institutions (as applicable) will be applied. The candidate must ensure his eligibility from the website of respective Universities / Institutions.

**Note:**

1. For admission in Universities through CUET (UG) - 2025, the existing policies regarding quota, category, relaxation, reservations, qualification, subject combinations, preferences, etc. of the respective University / Institution / Organization shall be applicable.
2. As the eligibility criteria for admission may be unique for every University, the candidates are advised to visit the University website to which they are applying for their respective programmes.
3. Candidates are advised to satisfy themselves before applying that they possess the eligibility criteria laid down by the University they are applying to.
4. Mere appearance in the Entrance Test does not entitle a candidate to be considered for admission to the Programme unless he/she fulfills the Programme-wise eligibility conditions of the University they are applying to.

## CHAPTER - 4 RESERVATIONS

### 4.1 Reservations

Indian nationals belonging to certain categories (OBC-NCL, Gen-EWS, SC, ST) are admitted under the seats reserved for them in accordance with the rules prescribed by the Government of India/State Governments.

### 4.2 Provisions relating to Persons with Disability (PwD)/ Persons with Benchmark Disability (PwBD):

#### 4.2.1 The Rights of Persons with Disabilities Act, 2016:

The Gazette of India, Extraordinary Part-II Section 1, Ministry of Law And Justice (Legislative Department) New Delhi dated 28 December 2016 on "The Rights of Persons With Disabilities Act, 2016. The relevant paragraphs of the above Gazette Notification for consideration are as under: -

*Chapter -1.*

Para 2(r), "**persons with benchmark disabilities**" means a person with not less than **forty percent (40%) of a specified disability** where specified disability has not been defined in measurable terms and includes a person with disability where specified disability has been defined in measurable terms, as certified by the certifying authority.

Para 2 (s) "**Persons with Disability (PwD)**" means a person with long term physical, mental, intellectual, or sensory impairment which, in interaction with barriers, hinders his full and effective participation in society equally with others.

*Para 2 (zc) "specified disability" means the disabilities as specified in the schedule(Appendix-VII)*

#### 4.2.2 Office Memorandum dated 29 August 2018:

Ministry of Social Justice & Empowerment, Govt. of India, Office Memorandum No. F. No. 34- 02/2015-DD-III dated 29 August 2018 for conducting written examination for persons with specified disabilities covered under the definition of Section 2(r) of the RPwD Act, 2016. The relevant paragraphs of the above Office Memorandum for consideration are as under : -

Para IV. The facility of Scribe/Reader/Lab Assistant should be allowed to any person with benchmark disability as defined under section 2(r) of the RPwD Act, 2016 and has limitation in writing including that of speed if so desired by him/her.

In case of persons with benchmark disabilities in the category of blindness, locomotor disability (both arm affected-BA) and cerebral palsy, the facility of scribe/reader/lab assistant shall be given, if so desired by the person.

In case of other category of persons with benchmark disabilities, the provision of scribe/reader/lab assistant can be allowed on production of a certificate to the effect that person concerned has physical limitation to write, and scribe is essential to write examination on his behalf, from the Chief Medical Officer/Civil Surgeon/Medical Superintendent of a Government health care institution as per proforma at Appendix - VIII.

**In case the candidate is allowed to bring his own scribe, the qualification of the scribe should be one step below the qualification of the candidate taking examination. The person opting for own scribeshould submit details of the own scribe as per proforma at Appendix-IX.**



#### 4.2.3 Office Memorandum dated 10 August 2022:

Ministry of Social Justice & Empowerment, Govt. of India, Office Memorandum No F. No. 29-6/2019-DD-III dated 10 August 2022 for conducting written examination for persons with specified disabilities covered under the definition of Section 2(s) of the RPwD Act, 2016 but not covered under the definition of Section 2(r) of the said Act, i.e. person having less than 40% disability and having difficulty in writing. The relevant paragraphs of the above Office Memorandum for consideration are as under: -

Para 3 (b).The facility of scribe and/or compensatory time shall be granted solely to those having difficulty in writing subject to production of a certificate to the effect that person concerned has limitation to write and that scribe is essential to write examination on his/her behalf from the competent medical authority of a Government healthcare institution as per proforma at **Appendix-VIII**.

Para 3 (c).The medical authority for the purpose of certification as mentioned above should be a multi-member authority comprising the following: -

- i. Chief Medical officer/Civil Surgeon /Chief District Medical Officer, Chairperson
- ii. Orthopaedic/PMR specialist
- iii. Neurologist, if available\*
- iv. Clinical Psychologist/Rehabilitation Psychologist/ Psychiatrist/Special Educator Occupational therapist, if available\*
- v. Any other expert based on the condition of the candidate as may be nominated by the Chairperson.

The candidate should fill up the details of the scribe as per the undertaking proforma in Annexure VI.

(\* the Chief Medical Officer/Civil Surgeon/Chief District Medical Officer may make full efforts for inclusion of neurologists, occupational therapist from the nearest District or the Medical College/Institute, if the same is not available in the District)"

The candidate should fill up the details of scribe as per undertaking proforma at **Appendix-IX**.

#### 4.3 Scribe and Compensatory Time

1. The candidate should have the discretion of opting for his own scribe / reader / lab assistant or request the Examination Body for the same. The examining body may also identify the scribe / reader / lab assistant to make panels at the District / Division / State level as per the requirements of the examination. In such instances the candidates should be allowed to meet the scribe two days before the examinations so that the candidates get a chance to check and verify whether the scribe is suitable or not.

2. The word "extra time or additional time" that is being currently used should be changed to "compensatory time" and the same should not be less than 20 minutes per hour of examination for persons who are allowed use of scribe / reader / lab assistant. All the candidates with benchmark disabilities who are eligible for availing the facility of scribe in terms of guidelines vide para IV of Para 2.2.2 above may be allowed additional time of minimum of one hour for examination of 3 hours duration whether they use the facility of scribe or not. In case the duration of the examination is less than an hour, then the duration of additional time should be allowed on pro-rata basis. Additional time should not be less than 5 minutes and should be in the multiple of 5".

**Note** - Both the guidelines i.e. dated 29 August 2018 (for PwBDs) and dated 10 August 2022 (for PwDs) have other important aspects such as allowing use of assistive devices, proper seating arrangement, accessibility of examination centres etc. which will be followed.

The scribe will help the Candidate in reading the questions and / or keying in the answers as per the directions of the Candidate. A scribe will NEITHER explain the questions NOR suggest any solution to the Candidate.

It is to be noted that the Scribe will be provided by the National Testing Agency (NTA), if requested by the Candidate.

If it is found at any stage that a candidate has availed the services of a scribe and/or availed the compensatory time but does not possess the extent of disability that warrants the use of a scribe and/or grant of compensatory time, the candidate will be excluded from the process of evaluation, ranking, counselling and admission. In case such a candidate has already been admitted to any Institution, the admission of the candidate will be cancelled.

Disability certificate/Unique Disability Identification (UDID)) issued by the notified medical authority needs to be uploaded in the Online Application Form of CUET (UG) 2025

Note: The NTA does not guarantee any change in the category or sub-category (PwD/PwBD status) after the submission of the Online Application Form, and in any case, no change will be entertained by NTA after the declaration of NTA Score for CUET (UG) 2025. The category/sub-category (PwD/PwBD status) entered in the CUET (UG) Database by the candidate will be used as final. Therefore, the candidates are advised to fill in the category/sub-category column very carefully.

Note: The extent of "specified disability" in a person shall be assessed in accordance with the "Guidelines for the purpose of assessing the extent of specified disability in a person included under the Rights of Persons with Disabilities Act, 2016.

Note: Candidates must note that the benefit of reservation will be given to them subject to verification of documents. If it is discovered at any stage that a candidate has used a false/fake/incorrect document or has furnished false, incorrect or incomplete information, in order to avail the benefit of reservation, then such a candidate shall be excluded from all admission processes. In case such a candidate has already been given admission, the admission shall stand cancelled.

In the case of the Institutes run/aided/recognized by State Governments, the reservation policy of the respective State Governments shall be applicable

## CHAPTER - 5 CHOICE OF CITIES

- 5.1 The Cities where the CUET (UG) - 2025 will be conducted are given in **Appendix III**. While applying, candidates have to **select any four cities of their choice**. Efforts will be made to allot the city of examination to the candidates in the order of preference opted by them in their online Application Forms. **However, due to administrative/logistic reasons, a different city can be allotted.**
- 5.2 The decision to have a CBT examination in cities will lie with the NTA and will be dependent on multiple factors. Though every effort will be made to allot a Centre in one of the cities selected by the candidate, the NTA reserves the right to allot a city to the candidate which may fall out of the options opted by the candidates due to administrative reasons.
- 5.3 In case, there are very few candidates from a City, the NTA reserves the right to merge one, two, or more cities.
- 5.4 The decision of the NTA regarding the allotment of the City/Centre shall be final and binding. No further correspondence or request shall be entertained in this regard.
- 5.5 For convenience, the candidates may select their own city or neighbouring cities in their State of Residence only and not far away cities in other States. NTA will not be responsible for any inconvenience due to the incorrect selection of cities by the candidates.
- 5.6 In case, the number of candidates opting for a city as the centre with a regional language is less than a certain minimum, candidates may be allotted a Centre in another city irrespective of the city opted by the candidates for appearing in the examination.

*Note: All efforts will be made by NTA to consider the comfort and convenience of candidates, including PwD/PwBD Candidates while allotting Centres.*

## CHAPTER -6 ADMIT CARD

6.1 The Admit Card would be issued provisionally to the candidates through the NTA website: <https://cuet.nta.nic.in> subject to the fulfillment of the eligibility conditions and receipt of the prescribed application fee by NTA.

6.2 The candidate has to download the Admit Card from the NTA website. The candidate will appear in the examination at the given Centre on the date and shift/timing as indicated in his/her Admit Card.

**6.3 No candidate will be allowed to appear at the examination Centre, on the date and shift/time other than that allotted to him/her in his/her Admit Card.**

6.4 In case of any discrepancy in the particulars of the candidate or his/her photograph and signature shown in the Admit Card and Confirmation Page, the candidate may immediately **approach the NTA Help Line between 10.00 A.M. and 5.00 P.M.** In such a case, the candidate would appear in the examination with the already downloaded Admit Card. However, NTA will take necessary action to make corrections in the record later.

6.5 The date of downloading the Admit Card for the exam will be announced on the NTA website <https://cuet.nta.nic.in>

**Note:**

- a. *The Candidates may please note that Admit Cards will not be sent by post.*
- b. *In no case, the duplicate Admit Card for Common University Entrance Test (UG) – 2025 be issued at the Examination Centres.*
- c. *The candidates must not mutilate the Admit Card or change any entry made therein.*
- d. *Candidates are advised to preserve their Admit Cards in good condition for future reference.*
- e. *No Admit Card shall be issued to the candidates whose applications are found to be incomplete for any reasons (including indistinct/ doubtful photographs/unsigned Applications) or who do not fulfill the eligibility criteria for the examination.*
- f. *Issue of Admit Cards, however, shall not necessarily mean acceptance of eligibility which shall be further scrutinized at subsequent stages of the admission process.*

**6.6 Candidates are advised to carry only the following with them into the examination venue:**

- i. Admit card along with Self Declaration (Undertaking) downloaded from the NTA Website (a clear printout on A4 size paper) duly filled in
- ii. A simple transparent Ball Point Pen
- iii. Additional photograph (same as uploaded on the Online Application Form) to be pasted on the attendance sheet in the Examination Room/ Hall.
- iv. Any one of the authorized photo IDs (must be original, valid, and non-expired) – School Identity Card/ PAN card/ Passport/ Aadhaar Card (With photograph)/E-Aadhaar with photograph/ Class 12 Board Admit Card with photograph/ Bank Passbook with Photograph.
- v. PwD/PwBD certificate issued by the authorized medical officer, if claiming the relaxation under the PwD/PwBD category
- vi. Sugar tablets/fruits (like banana/apple/orange) in case the candidate is diabetic.

**CHAPTER - 7**  
**SCHEDULE OF EXAMINATION**

<b>Date of Examination</b>	<b>08 May to 01 June 2025 (tentative)</b>
<b>Mode of Examination</b>	<b>Computer Based Test (CBT) mode</b>
<b>Slot/shifts</b>	<b>To be informed later</b>
<b>Timing of Examination</b>	<b>To be notified later</b>
<b>Duration of Examination</b>	<b>60 minutes duration for each test paper.</b>

*Note: Compensatory time for PwBD Candidates, who are eligible for Scribe (whether such candidate uses the facility of Scribe or not) 20 minutes for each hour examination will be extended as per Govt. Guidelines. Such extra time will be extended test-wise and not in the aggregate duration of the morning/afternoon slot.*

- 7.1 The examination may be held on multiple shifts, depending on the number of candidates and their combinations.
- 7.2 The duration of the each paper will be of 60 minutes.
- 7.3 Though the tests are scheduled in multiple shifts, as the case may be, each test within each shift is distinct and independent of the other.
- 7.4 However, the allotment of candidates to the Shift will be based on the options exercised and technical and administrative considerations.
- 7.5 Admit Cards will be issued for the course(s) opted by him/her. No request for a change of date or /shift will be entertained.
- 7.6 Candidates have to report for the slot/s as per the time stated in their respective Admit Cards.

## CHAPTER - 8

### IMPORTANT INSTRUCTIONS FOR THE CANDIDATES

- 8.1 Candidates are advised to report at the Examination Center well in time i.e. 02 hours before the commencement of the examination.
- 8.2 Candidates should take their seats immediately after the opening of the Examination Hall. If the candidates do not report in time due to any reason i.e. traffic jam, train/bus delay, etc, they are likely to miss some of the important instructions to be announced in the Examination Rooms/Halls. The NTA shall not be responsible for any delay.
- 8.3 The candidate must show, on-demand, the Admit Card downloaded/printed from the NTA website for admission in the examination room/hall. The Test Centre Staff on duty is authorized to verify the identity of candidates and may take steps to verify and confirm the identity credentials. A candidate who does not possess a valid Admit Card and authorized Photo ID shall not be permitted to take the examination under any circumstances by the Centre Superintendent.
- 8.4 A seat indicating Roll Number will be allotted to each candidate. Candidates should find and sit in their allocated seats only. In case a candidate ventures to change his/her seat and does not sit on the seat allotted to him/her could face cancellation of candidature. No plea would be entertained in this regard.
- 8.5 The candidate should ensure that the Question Paper available on the computer is as per his/her opted subject indicated in the Admit Card. In case, the subject of the Question Paper is other than his/her opted subject, the same may be brought to the notice of the Invigilator concerned immediately.
- 8.6 The candidates may approach the Centre Superintendent/Invigilator in the room for any technical assistance, first aid emergency, or any other information during the course of the examination. For any queries or issues regarding the Test, the candidates may contact on Helpline Numbers available on the NTA website.
- 8.7 For any queries or issues regarding the Computer Based Test, the candidates may contact on Helpline Numbers available on the CUET (UG) website.
- 8.8 In case a candidate, by furnishing false information, his / her candidature will be cancelled and his / her result will not be declared.
- 8.9 For those who are unable to appear on the scheduled date of the test for any reason, a re-test shall not be held by the NTA under any circumstances.
- 8.10 All Candidates shall ensure that the information (like his/her name, mother's name, father's name, gender, date of birth, category, PwD/PwBD status, mobile number, e-mail address, photograph, and signature, choice of cities for examination Centre, etc.) provided by them in their online Application Form is correct. Candidates are advised to exercise the utmost care in filling up the correct details in the Online Application Form. Any request for change in the particulars and uploaded scanned images at any stage will not be considered by NTA under any circumstances. NTA will not entertain the corrections sent by the candidate through Post/Fax/WhatsApp/E- mail/by Hand.
- 8.11 Candidates are NOT allowed to carry Instruments, Geometry or Pencil box, Handbag, Purse, any kind of Paper/ Stationery/ Textual material (printed or written material), Eatables and Water (loose or packed), Mobile Phone/ Earphone/ Microphone/ Pager, Calculator, DocuPen, Slide Rules, Log Tables, Camera, Tape Recorder, Electronic Watches with facilities of calculator, any metallic item or electronic gadgets/ devices in the Examination Hall/Room.

8.12 Candidates are requested to retain a copy of the Confirmation Page, Admit Card, and Scorecard of the CUET (UG) 2025.

Note: Candidates shall appear at their own cost at the Centre on the Date and Shift as indicated in their Admit Card issued by the NTA. Under no circumstances the choice of cities for the Centre and shift provided in the Admit Card shall be changed.

Candidates MUST carry the following documents on the day of examination at the test centre. In the absence of these documents, candidates will not be allowed to sit for the examination.

- a) Print copy of Admit Card along with Self Declaration (Undertaking) downloaded from the NTA Website (a clear printout on A4 size paper) duly filled in.
- b) One passport size photograph (same as uploaded on the Online Application Form) for pasting on the specific space in the Attendance Sheet at Centre during the examination.
  - c) Any one of the authorized photo IDs (must be original, valid, and non-expired) - School Identity Card/ PAN card/ Passport/ Aadhaar Card (With photograph)/E-Aadhaar with photograph/ Class 12 Board Admit Card with photograph/ Bank Passbook with Photograph.
- d) PwD/PwBD certificate issued by the authorized medical officer, if claiming the relaxation under PwD/PwBD category or PwD/PwBD Certificate regarding physical limitation in an examination to write as per Annexures given in Information Bulletin, if claiming the relaxation under PwD/PwBD category.
- e) A simple transparent Ball Point Pen.

#### **Rough work**

All calculations/writing work is to be done only in the Rough Sheet provided at the Test Centre in the Examination Room/Hall and on completion of the test, candidates must hand over the Rough Sheets to the Invigilator on duty in the Room/Hall.



## CHAPTER - 9

# UNFAIR MEANS PRACTICES AND BREACH OF EXAMINATION RULES

### 9.1 Defination

Unfair Means practice is an activity that allows a candidate to gain an unfair advantage over other candidates. It includes, but is not limited to:

- a) Being in possession of any item or article which has been prohibited or can be used for unfair practices including any stationery item, communication device, accessories, eatable items, ornaments or any other material or information relevant or not relevant to the examination in the paper concerned;
- b) Using someone to write an examination (impersonation) or preparing material for copying;
- c) Breaching examination rules or any direction issued by NTA in connection with the CUET (UG) 2025 examination from time to time;
- d) Assisting other candidates to engage in malpractices, giving or receiving assistance of any kind directly or indirectly or attempting to do so;
- e) Contacting or communicating or trying to do so with any person, other than the Examination Staff, during the examination time in the Examination Centre;
- f) Threatening any of the officials connected with the conduct of the examination or threatening any of the candidates;
- g) Using or attempting to use any other undesirable method or means in connection with the examination;
- h) Manipulation and fabrication of online documents viz. Admit Card, Self- Declaration, score card, certificates issued by any Government authority etc.;
- i) Forceful entry in /exit from Examination Centre/Hall;
- j) Use or attempted use of any electronic device after entering the Examination Centre;
- k) Affixing/uploading of wrong/morphed photographs/signatures on the Application Form/ Admit Card/ Proforma;
- l) Creating obstacles in the smooth and fair conduct of the examination;
- m) Not attempting the question paper for long time intervals;
- n) Fidgeting and looking here and there;
- o) In possession of bits of paper;
- p) Any other malpractices declared as Unfair Means by the NTA;
- q) Any candidate with more than one Application Number (more than one SCORE CARDS) will be treated as UFM, even if found at a later stage, and strict action will be taken against that Candidate.
- r) **An offence punishable under the Public Examinations (Prevention of Unfair Means) Act, 2024.**

### 9.2 Punishment for using unfair means practices

During the course of, before, or after the examination if a candidate indulges in any of the above or similar practices, he/she shall be deemed to have used unfair practices and booked under the UNFAIR MEANS (U.F.M.) case. **The candidate may be debarred for 3 years in the future** and shall also be liable *for criminal action* and /or any other action as deemed fit.

### 9.3 Cancellation of Result

The result CUET (UG)- 2025 of the candidate(s) who indulge in Unfair means Practices will be cancelled and will not be declared. Similarly, the result of those candidates who appear from the Centre other than the one allotted to them or allow another candidate/person to write the examination on his behalf will be cancelled. No plea will be entertained in this regard.

## CHAPTER 10

### BARRED ITEMS AND DRESS CODE

#### 10.1 Barred Items

10.1.1 The candidates will be subjected to extensive and compulsory frisking before entering the Examination Centre with the help of highly sensitive metal detectors. The candidates are not allowed to carry the following items inside the Examination Centre under any circumstances.

- a) Any item like textual material (printed or written), bits of paper, Geometry/Pencil Box, Plastic Pouch, Calculator, Pen, Scale, Writing Pad, Pen Drives, Eraser, Calculator, Log Table, Electronic Pen/Scanner, etc.
- b) Any communication device like Mobile Phone, Bluetooth, Earphones, Microphone, Pager, Health Band, etc.
- c) Other items like Wallet, Goggles, Handbags, Belt, Cap, etc.
- d) Any Watch/Wristwatch, Bracelet, Camera, etc.
- e) Any ornaments/metallic items.
- f) Any food items opened or packed, water bottles, etc.
- g) Any other item that could be used for unfair means, communication devices like a microchip, camera, Bluetooth device, etc.

10.1.2 No arrangement will be made at the Centres for keeping any articles/items belonging to the candidates.

10.1.3 The candidates wearing articles or objects of faith (customary/ cultural/ religious ) should report at the examination centre atleast **two hours before the last reporting time** so that there is enough time for proper frisking without any inconvenience to the candidate while maintaining the sanctity of the examination. If upon screening, it is discovered that any candidate is actually carrying a suspected device within such an item of faith, he/ she may be asked not to take it into the examination hall.

#### 10.2 Dress Code

10.2.1 The candidates are instructed to follow the following dress code while appearing for **CUET (UG) - 2025**:

- a. Heavy clothes with long sleeves are not permitted. However in case, candidates come in cultural/ customary dress at the Examination Centre, they should report at least an hour before the last reporting time so that there is enough time for proper frisking without any inconvenience to the candidate while maintaining the sanctity of the examination.
- b. Slippers, and sandals with low heels are permitted. Shoes are not permitted.
- c. **In case of any deviation required due to unavoidable (medical, etc.) circumstances, specific approval of NTA must be taken before the Admit Cards are issued.**

10.2.2 It is desired that the candidates shall strictly follow instructions issued by the NTA to ensure fair conduct of the examination.

*Note: The NTA believes in the sanctity and fairness of conducting the examination, however, it also believes in the sensitivity involved in frisking (girl) candidates and will issue comprehensive instructions accordingly to the staff and other officials at the Examination Centres. The frisking of the female candidates will be done inside a closed enclosure by female staff only.*

## CHAPTER - 11

### DISPLAY OF ANSWER KEY FOR CHALLENGE

#### 11.1 DISPLAY OF ANSWER KEY FOR CHALLENGES

1. The NTA will display the Provisional Answer Key of the questions on the NTA website: <https://cuet.nta.nic.in> with a Public Notice, issued to this effect on the said website, to provide an opportunity to the candidates to challenge the Provisional Answer Keys with a non-refundable online payment of ₹ 200/- per question challenged as processing charges. The provisional Answer Keys are likely to be displayed for two to three days.
2. Only paid challenges made during the stipulated time through the key challenge link will be considered. Challenges without justification/evidence and those filed on any other medium other than the prescribed link will not be considered.
3. The NTA decision on the challenges shall be final and no further communication will be entertained. NTA will not inform the Candidates individually about the outcome of the challenges made.
4. The subject experts will examine all the challenges received and then a final answer key will be displayed and declared.
5. **The result will be compiled based on the final answer key declared. No grievance with regard to answer key(s) after the declaration of result/NTA Score of CUET (UG) - 2025 will be entertained.**

#### 11.2 DISPLAY OF RECORDED RESPONSES

The NTA will display the recorded responses and Question Papers attempted by the candidates on the NTA website <https://cuet.nta.nic.in> prior to the declaration of the result/NTA Score. The recorded responses are likely to be displayed for two to three days.

## CHAPTER - 12

### CUET (UG) - 2025 NTA SCORE FOR ADMISSIONS IN CENTRAL AND OTHER PARTICIPATING UNIVERSITIES / INSTITUTIONS / ORGANIZATIONS

#### 12.1 MARKING SCHEME OF EXAMINATION

For Multiple Choice Questions: To answer a question, the candidates need to choose one correct answer. However, if any anomaly or discrepancy is found after the process of challenges of the key verification, it shall be addressed in the following manner:

- i. *Correct answer: Five marks (+5)*
- ii. *Incorrect answer marked will be given Minus one mark (-1).*
- iii. *Unanswered/un-attempted will be given no mark (0).*

Every effort will be made to ensure that each question has one unique answer, in case, it is found that a question has more than one option, it will be dealt in following manner:

- iv. *If more than one option is found to be correct then Five marks (+5) will be awarded to only those who have marked any of the correct options.*
- v. *If none of the options is found correct or a Question is found to be wrong or a Question is dropped then all candidates appeared will be given five marks (+5) irrespective of the fact whether the question has been attempted or not attempted.*

#### 12.2 CUET (UG) - 2025 NTA SCORE

- a) For multi-shift papers (*if conducted*), raw (actual) marks obtained by the candidates in different shifts/sessions will be converted to NTA Score.
- b) **The detailed procedure for the compilation of the NTA Score is available on the NTA Website and also in Appendix VI of the Information Bulletin.**
- c) **The NTA Score of CUET (UG) - 2025 is valid for admission to the academic year 2025- 26 only.**

#### 12.3 RE-EVALUATION / RE-CHECKING OF RESULT

- a) The result for CUET (UG) - 2025 will be processed based on the Final Answer Keys. No grievance with regard to Answer Key(s) after the Declaration of Result of CUET (UG) - 2025 will be entertained.
- b) The marks obtained by a candidate will be considered further for computation of the result of CUET (UG) - 2025.
- c) There shall be no re-evaluation/re-checking of the result. No correspondence in this regard shall be entertained.
- d) No Score Card will be dispatched to the candidates and the candidates are advised to download their Score Cards for CUET (UG) - 2025 from the website: <https://cuet.nta.nic.in>

#### 12.4 ADMISSIONS

- a) Merely appearing in CUET (UG) - 2025 does not confer any right to the candidate for admission to the desirous University.

- b) The selection and admission are subject to fulfilling the admission criteria, eligibility, rank in the merit list, medical fitness, verification of original documents, and such other criteria as may be prescribed by the University.
- c) Admissions are handled at the level of each of the Central Universities (CUs) including the participating Higher Education Institutions (HEIs) using CUET (UG) 2025 Score for admission for their respective programme(s). After the declaration of the CUET (UG) - 2025 result by NTA, the respective CUs will declare the counselling/ admission schedule and merit list based on the CUET (UG) - 2025 score and the other criteria of the respective University.  
For all admission-related procedures/queries, the candidates are advised to refer to the website of the applied University.
- d) NTA does not have any role in the preparation of the Merit List.

## **12.5 USE OF SCORES OF CUET (UG) - 2025 BY OTHER ORGANIZATIONS**

The scores/results of CUET (UG) - 2025 may be utilized by other organizations as per their eligibility criteria/norms/applicable regulations/guidelines/rules.

## CHAPTER - 13 MISCELLANEOUS

### 13.1. CORRESPONDENCE WITH NTA

All the correspondence should preferably be addressed by e-mail. The email query shall be addressed only if it is not anonymous and contains the name, postal address, and contact number of the sender. An email containing vague or general queries and other queries as contained in the Information Bulletin shall not be entertained. Queries shall not be entertained from a person claiming to be representatives, associates, or officiates of the applicant candidate. The following information shall not be revealed by NTA:

- a. Internal documentation/status.
- b. The internal decision-making process of NTA. Any claim/counterclaim thereof.
- c. Dates and venue of internal meetings or name of the staff/officers dealing with it.
- d. Any information which cannot be revealed in the opinion of NTA.

### 13.2. WEEDING OUT RULES

The record of Common University Entrance Test CUET (UG) -2025. would be preserved up to **90 days from the date of declaration of the result.**

### 13.3. LEGAL JURISDICTION

All disputes pertaining to the conduct of the CUET (UG) -2025 Examination including Results shall fall within the jurisdiction of Delhi/New Delhi only. Further, any grievance/representation arising out of the Result shall be entertained only when raised within 30 days from the declaration of the result. Further, the copy of the Legal Notice or Writ Petition/Petition/Appeal/Reply may be served to NTA only through: **legal@nta.ac.in**

### 13.4. RTI

Information uploaded on the website shall not be provided to the candidate or any other person under R.T.I. Act, 2005. The information uploaded on the website shall remain for a specific period only. Therefore, the candidates are advised to download the uploaded information and keep it with them for the future. In due course of examination or the midway of process, neither any application under the Right to Information Act, 2005 shall be entertained nor information will be provided.

# APPENDICES



## List of Central Universities

S. No.	Name of Central Universities
1	Aligarh Muslim University
2	Assam University
3	Babasaheb Bhimrao Ambedkar University
4	Banaras Hindu University
5	Central University of Andhra Pradesh
6	Central University of South Bihar
7	Central University of Gujarat
8	Central University of Haryana
9	Central University of Himachal Pradesh
10	Central University of Jammu
11	Central University of Jharkhand
12	Central University of Karnataka
13	Central University of Kashmir
14	Central University of Kerala
15	Central University of Odisha
16	Central University of Punjab
17	Central University of Rajasthan
18	Central University of Tamil Nadu
19	Dr. Harisingh Gaur Vishwa Vidyalaya
20	Guru Ghasidas Vishwavidyalaya
21	Hemvati Nandan Bahuguna Garhwal University
22	Indira Gandhi National Tribal University
23	Jamia Millia Islamia
24	Jawaharlal Nehru University
25	Mahatma Gandhi Antarrashtriya Hindi Vishwavidyalaya
26	Manipur University
27	Maulana Azad National Urdu University
28	Mizoram University

S. No.	Name of Central Universities
29	Nagaland University
30	North Eastern Hill University
31	Pondicherry University
32	Rajiv Gandhi University
33	Sikkim University
34	Tezpur University
35	The English and Foreign Languages University
36	Tripura University
37	University of Allahabad
38	University of Delhi
39	University of Hyderabad
40	Visva Bharati University
41	Mahatma Gandhi Central University
42	Central Sanskrit University, Delhi
43	Shri Lal Bahadur Shastri National Sanskrit University
44	National Sanskrit University
45	Central Tribal University of Andhra Pradesh
46	Sammakka Sarakka Central Tribal University

**Note:**

- CUET (UG) - 2025 is meant for admission to UG Programmes offered by Central Universities and other specified participating Institutions for the academic year 2025-26.
- **Details of Programmes / Courses** offered by Universities along with their **Eligibility Criteria** are available on the **respective University** website.
- **Apart from the Central Universities, there are other participating Universities also which include State Government Universities, Autonomous Institutions, Private Universities and Deemed Universities etc. The details are available at the CUET (UG) portal. The list of participating universities is dynamic. Candidates are advised to regularly visit NTA website(s) [www.nta.ac.in](http://www.nta.ac.in), <https://cuet.nta.nic.in> for the latest updates regarding the examination and participating universities.**
- **Candidates are advised to keep visiting the NTA and University website to which they are applying, for the latest updates/public notices/notifications/ announcements to be issued from time to time regarding the CUET (UG) - 2025.**

Appendix - II

List of Languages/ Subjects/ General Aptitude Test offered under CUET(UG) - 2025

Subject	Code	Name
<p>Total Subjects: 37                      i. Languages -13                      ii. Domain-specific subjects-23                      iii. General Aptitude Test-01</p> <p>A candidate may choose any subject/language as desired by the applicable University/ Organization</p>	101	English
	102	Hindi
	103	Assamese
	104	Bengali
	105	Gujarati
	106	Kannada
	107	Malayalam
	108	Marathi
	109	Odia
	110	Punjabi
	111	Tamil
	112	Telugu
	113	Urdu
	301	Accountancy / Book Keeping
	302	Agriculture
	303	Anthropology
	304	Biology/ Biological Science/ Biotechnology / Biochemistry
	305	Business Studies
	306	Chemistry
	307	Environmental Science
	308	Computer Science / Information Practices
	309	Economics / Business Economics
	312	Fine Arts/Visual Arts/Commercial Arts
	313	Geography / Geology
	314	History
	315	Home Science
	316	Knowledge Tradition - Practices in India
	318	Mass Media / Mass Communication
	319	Mathematics / Applied Mathematics
	320	Performing Arts (Dance, Drama , Music)
	321	Physical Education (Yoga, Sports)
	322	Physics
	323	Political Science
	324	Psychology
	325	Sanskrit
	326	Sociology
	501	General Aptitude Test: 1. For all the remaining languages including Foreign Languages (i.e. (Arabic, Bodo, Chinese, Dogri, French, German, Italian, Japanese, Kashmiri, Konkani, Maithili, Manipuri , Nepali, Persian, Russian, Santhali, Sindhi, Spanish, Tibetan and Sanskrit).

Subject	Code	Name
		2. For domain-specific subject/paper on Entrepreneurship, Teaching Aptitude, Fashion Studies, Tourism, Legal Studies and Engineering Graphics.

**Note :**

For the three Central Universities of Sanskrit, the candidate studying any of the subjects in the field of Shastric traditional subjects i.e. Sahitya, Vyakarana, Phalitha Jyotisha, Siddhanta Jyotisha, Nyaya, Advaita Vedanta, Visistadvaita Vedanta, Dvaita Vedanta, Sankhya Yoga, Agama, Mimamsa, Puranetihasa, Dharanasastra, Rigvedabhashyam, Krishna Yajurveda Bhashyam, Shukla Yajurveda Bhashyam, Samaveda Bhashyam, Atharva Veda Bhashyam, Vastu, may select Sanskrit (325) in the online Application Form of CUET (UG) - 2025. Also, candidates are advised to select the subjects as per the mapping of Universities.

**Appendix - III**

**List of Examination Cities for CUET (UG) - 2025**

CUET (UG) - 2025 will be conducted in the following Cities, provided there are sufficient numbers of candidates in the City:

**State-wise/UT-wise list of Cities in India and Abroad:**

S. NO	State	City	City Code
1	Arunachal Pradesh	Naharlagun	AL01
2	Arunachal Pradesh	Papum Pare	AL02
3	Assam	Guwahati	AM02
4	Assam	Jorhat	AM03
5	Assam	Silchar	AM04
6	Assam	Tezpur	AM05
7	Assam	Dibrugarh	AM06
8	Andaman & Nicobar	Port Blair	AN01
9	Andhra Pradesh	Anantapur	AP01
10	Andhra Pradesh	Bhimavaram	AP03
11	Andhra Pradesh	Chittoor	AP05
12	Andhra Pradesh	Eluru	AP06
13	Andhra Pradesh	Guntur	AP07
14	Andhra Pradesh	Kadapa	AP08
15	Andhra Pradesh	Kakinada	AP09
16	Andhra Pradesh	Kurnool	AP10
17	Andhra Pradesh	Nellore	AP11
18	Andhra Pradesh	Ongole	AP12
19	Andhra Pradesh	Rajahmundry	AP13
20	Andhra Pradesh	Srikakulam	AP14
21	Andhra Pradesh	Tirupathi	AP16
22	Andhra Pradesh	Vijayawada	AP17
23	Andhra Pradesh	Visakhapatnam	AP18
24	Andhra Pradesh	Vizianagaram	AP19
25	Andhra Pradesh	Narasaraopet	AP20
26	Andhra Pradesh	Proddatur	AP21
27	Andhra Pradesh	Surampalem	AP23
28	Andhra Pradesh	Machilipatnam	AP27
29	Andhra Pradesh	Nandyal	AP29
30	Andhra Pradesh	Tadepalligudem	AP30
31	Bihar	Aurangabad(Bihar)	BR01
32	Bihar	Bhagalpur	BR02
33	Bihar	Darbhanga	BR04
34	Bihar	Gaya	BR05
35	Bihar	Muzaffarpur	BR06

S. NO	State	City	City Code
36	Bihar	Patna	BR07
37	Bihar	Purnea	BR08
38	Bihar	Arrah	BR09
39	Bihar	Samastipur	BR12
40	Bihar	Bihar Sharif	BR38
41	Bihar	Rohtas	BR41
42	Chhattisgarh	Bilaspur(Chhattisgarh)	CG02
43	Chhattisgarh	Raipur	CG03
44	Chhattisgarh	Jagdalpur	CG04
45	Chhattisgarh	Bhilai Nagar	CG11
46	Chhattisgarh	Durg	CG12
47	Chhattisgarh	Ambikapur	CG13
48	Chandigarh	Chandigarh /Sahibzada Ajit Singh Nagar	CH01
49	Daman & Diu	Diu	DD02
50	Delhi	Delhi/New Delhi	DL01
51	Dadra & Nagar Haveli	Silvassa	DN01
52	Gujarat	Ahmedabad	GJ01
53	Gujarat	Anand	GJ02
54	Gujarat	Jamnagar	GJ06
55	Gujarat	Junagadh	GJ07
56	Gujarat	Rajkot	GJ10
57	Gujarat	Surat	GJ11
58	Gujarat	Vadodara	GJ12
59	Gujarat	Himatnagar	GJ14
60	Gujarat	Mehsana	GJ31
61	Gujarat	Gandhinagar	GJ32
62	Gujarat	Bhuj	GJ33
63	Gujarat	Vapi	GJ36
64	Goa	Panaji / Mapusa	GO01
65	Himachal Pradesh	Hamirpur(Himachal Pradesh)	HP03
66	Himachal Pradesh	Shimla	HP06
67	Himachal Pradesh	Mandi	HP08
68	Himachal Pradesh	Una	HP09
69	Himachal Pradesh	Kullu	HP10
70	Himachal Pradesh	Bilaspur(Himachal Pradesh)	HP13
71	Himachal Pradesh	Kangra	HP16
72	Haryana	Ambala	HR01
73	Haryana	Gurugram	HR02
74	Haryana	Faridabad	HR03
S. NO	State	City	City Code

S. NO	State	City	City Code
75	Haryana	Hisar	HR10
76	Jharkhand	Bokaro	JH01
77	Jharkhand	Dhanbad	JH02
78	Jharkhand	Jamshedpur	JH03
79	Jharkhand	Ranchi	JH04
80	Jharkhand	Hazaribagh	JH05
81	Jharkhand	Ramgarh	JH15
82	Jammu & Kashmir	Jammu	JK02
83	Jammu & Kashmir	Srinagar(J & K)	JK04
84	Jammu & Kashmir	Pulwama	JK06
85	Jammu & Kashmir	Samba	JK11
86	Karnataka	Ballari(Bellary)	KK01
87	Karnataka	Belagavi(Belgaum)	KK02
88	Karnataka	Bengaluru	KK04
89	Karnataka	Davanagere	KK06
90	Karnataka	Kalaburagi(Gulbarga)	KK08
91	Karnataka	Hassan	KK09
92	Karnataka	Dharwad	KK10
93	Karnataka	Mangaluru(Mangalore)	KK12
94	Karnataka	Mysuru(Mysore)	KK14
95	Karnataka	Shivamogga(Shimoga)	KK15
96	Karnataka	Tumakuru	KK16
97	Karnataka	Chikkamagaluru	KK23
98	Karnataka	Hubballi(Hubli)	KK27
99	Karnataka	Udupi	KK38
100	Kerala	Idukki	KL05
101	Kerala	Kannur	KL07
102	Kerala	Kasaragod	KL08
103	Kerala	Kollam	KL09
104	Kerala	Kottayam	KL11
105	Kerala	Kozhikode	KL12
106	Kerala	Malappuram	KL13
107	Kerala	Palakkad	KL15
108	Kerala	Pathanamthitta	KL16
109	Kerala	Thiruvananthapuram	KL17
110	Kerala	Thrissur	KL18
111	Kerala	Wayanad	KL19
112	Kerala	Piyyannur	KL21
113	Kerala	Alappuzha	KL22
114	Kerala	Chengannur	KL23
115	Kerala	Ernakulam	KL24



S. NO	State	City	City Code
S. NO	State	City	City Code
116	Kerala	Moovattupuzha	KL25
117	Lakshadweep	Kavaratti	LD01
118	Leh Ladhak	Leh	LL01
119	Leh Ladakh	Kargil	LL02
120	Meghalaya	Shillong	MG01
121	Meghalaya	Tura	MG02
122	Manipur	Imphal	MN01
123	Madhya Pradesh	Balaghat	MP01
124	Madhya Pradesh	Bhopal	MP03
125	Madhya Pradesh	Gwalior	MP06
126	Madhya Pradesh	Indore	MP07
127	Madhya Pradesh	Jabalpur	MP08
128	Madhya Pradesh	Sagar	MP12
129	Madhya Pradesh	Satna	MP13
130	Madhya Pradesh	Ujjain	MP15
131	Madhya Pradesh	Khandwa	MP29
132	Maharashtra	Ahmednagar	MR01
133	Maharashtra	Akola	MR02
134	Maharashtra	Amravati	MR03
135	Maharashtra	Chhatrapati Sambhaji Nagar	MR04
136	Maharashtra	Chandrapur	MR09
137	Maharashtra	Dhule	MR10
138	Maharashtra	Jalgaon	MR13
139	Maharashtra	Kolhapur	MR14
140	Maharashtra	Latur	MR15
141	Maharashtra	Nagpur	MR17
142	Maharashtra	Nanded	MR18
143	Maharashtra	Nashik	MR19
144	Maharashtra	Pune	MR22
145	Maharashtra	Sangli	MR25
146	Maharashtra	Satara	MR26
147	Maharashtra	Solapur	MR27
148	Maharashtra	Thane	MR28
149	Maharashtra	Wardha	MR29
150	Maharashtra	Beed	MR30
151	Maharashtra	Bhandara	MR31
152	Maharashtra	Buldhana	MR32
153	Maharashtra	Ratnagiri	MR33
154	Maharashtra	Yavatmal	MR34
155	Maharashtra	Parbhani	MR38

S. NO	State	City	City Code
156	Maharashtra	Gadchiroli	MR40
S. NO	State	City	City Code
157	Maharashtra	Jalna	MR42
158	Maharashtra	Mumbai/ Navi Mumbai	MR43
159	Mizoram	Aizawl	MZ01
160	Nagaland	Dimapur	NL01
161	Nagaland	Kohima	NL02
162	Odisha	Balasore(Baleswar)	OR01
163	Odisha	Berhampur-Ganjam	OR03
164	Odisha	Bhubaneswar	OR04
165	Odisha	Cuttack	OR05
166	Odisha	Dhenkanal	OR06
167	Odisha	Rourkela	OR08
168	Odisha	Sambalpur	OR09
169	Odisha	Angul	OR10
170	Odisha	Bhadrak	OR11
171	Odisha	Baripada/Mayurbanj	OR12
172	Odisha	Jajpur	OR13
173	Odisha	Kendrapara	OR14
174	Odisha	Kendujhar(Keonjhar)	OR15
175	Odisha	Puri	OR16
176	Odisha	Jagatsinghpur	OR17
177	Odisha	Jeypore(Odisha)	OR19
178	Odisha	Balangir	OR20
179	Odisha	Baragarh	OR21
180	Odisha	Rayagada	OR26
181	Punjab	Amritsar	PB01
182	Punjab	Bhatinda	PB02
183	Punjab	Jalandhar/Phagwara	PB04
184	Punjab	Ludhiana	PB05
185	Punjab	Pathankot	PB07
186	Punjab	Patiala/Fatehgarh Sahib	PB08
187	Puducherry	Puducherry	PO01
188	Rajasthan	Ajmer	RJ01
189	Rajasthan	Alwar	RJ02
190	Rajasthan	Bikaner	RJ05
191	Rajasthan	Jaipur	RJ06
192	Rajasthan	Jodhpur	RJ07
193	Rajasthan	Kota	RJ08
194	Rajasthan	Sikar	RJ09
195	Rajasthan	Sriganganagar	RJ10

S. NO	State	City	City Code
196	Rajasthan	Udaipur	RJ11
197	Rajasthan	Bhilwara	RJ12
S. NO	State	City	City Code
198	Rajasthan	Bharatpur	RJ16
199	Rajasthan	Dausa	RJ17
200	Rajasthan	Hanumangarh	RJ23
201	Sikkim	Gangtok	SM01
202	Tripura	Agartala	TA01
203	Telangana	Karimnagar	TL02
204	Telangana	Khammam	TL03
205	Telangana	Mahabubnagar	TL04
206	Telangana	Nalgonda	TL05
207	Telangana	Warangal	TL07
208	Telangana	Nizamabad	TL08
209	Telangana	Suryapet	TL09
210	Telangana	Siddipet	TL11
211	Telangana	Jagtial	TL15
212	Telangana	Kothagudem	TL17
213	Telangana	Hyderabad	TL22
214	Tamil Nadu	Chennai	TN01
215	Tamil Nadu	Coimbatore	TN02
216	Tamil Nadu	Cuddalore	TN03
217	Tamil Nadu	Kanchipuram	TN05
218	Tamil Nadu	Kanyakumari	TN06
219	Tamil Nadu	Madurai	TN08
220	Tamil Nadu	Namakkal	TN10
221	Tamil Nadu	Salem	TN11
222	Tamil Nadu	Thanjavur	TN12
223	Tamil Nadu	Thoothukudi	TN13
224	Tamil Nadu	Tiruchirappalli	TN14
225	Tamil Nadu	Tirunelveli	TN15
226	Tamil Nadu	Vellore	TN18
227	Tamil Nadu	Virudhunagar	TN20
228	Tamil Nadu	Krishnagiri	TN21
229	Tamil Nadu	Tirupur	TN22
230	Tamil Nadu	Viluppuram	TN23
231	Tamil Nadu	Nagercoil	TN24
232	Tamil Nadu	Dharmapuri	TN26
233	Tamil Nadu	Dindigul	TN27
234	Tamil Nadu	Erode	TN28
235	Tamil Nadu	Karur	TN29

S. NO	State	City	City Code
236	Tamil Nadu	Pudukkottai	TN31
237	Tamil Nadu	Ramanathapuram	TN32
238	Tamil Nadu	Sivaganga	TN33
S. NO	State	City	City Code
239	Tamil Nadu	Tiruvallur	TN34
240	Tamil Nadu	Tiruvannamalai	TN35
241	Uttarakhand	Dehradun	UK01
242	Uttarakhand	Haldwani	UK02
243	Uttarakhand	Roorkee	UK06
244	Uttarakhand	Pauri Garhwal	UK08
245	Uttarakhand	Almora	UK09
246	Uttar Pradesh	Agra	UP01
247	Uttar Pradesh	Aligarh	UP02
248	Uttar Pradesh	Prayagraj/ Allahabad	UP03
249	Uttar Pradesh	Bareilly	UP04
250	Uttar Pradesh	Ghaziabad	UP07
251	Uttar Pradesh	Gorakhpur	UP08
252	Uttar Pradesh	Noida / Greater Noida	UP09
253	Uttar Pradesh	Jhansi	UP10
254	Uttar Pradesh	Kanpur	UP11
255	Uttar Pradesh	Lucknow	UP12
256	Uttar Pradesh	Mathura	UP13
257	Uttar Pradesh	Meerut	UP14
258	Uttar Pradesh	Moradabad	UP15
259	Uttar Pradesh	Muzaffarnagar	UP16
260	Uttar Pradesh	Varanasi	UP18
261	Uttar Pradesh	Azamgarh	UP19
262	Uttar Pradesh	Ballia	UP20
263	Uttar Pradesh	Ayodhya	UP21
264	Uttar Pradesh	Firozabad	UP22
265	Uttar Pradesh	Ghazipur	UP23
266	Uttar Pradesh	Akbarpur(Ambedkar Nagar)	UP25
267	Uttar Pradesh	Bulandshahr	UP29
268	Uttar Pradesh	Mau	UP35
269	Uttar Pradesh	Rai Bareilly	UP37
270	Uttar Pradesh	Saharanpur	UP38
271	Uttar Pradesh	Chandauli	UP41
272	Uttar Pradesh	Pratapgarh	UP43
273	West Bengal	Asansol	WB01
274	West Bengal	Burdwan(Bardhaman)	WB02
275	West Bengal	Durgapur	WB04

S. NO	State	City	City Code
276	West Bengal	Hooghly	WB06
277	West Bengal	Howrah	WB07
278	West Bengal	Kalyani	WB08
279	West Bengal	Kolkata	WB10
S. NO	State	City	City Code
280	West Bengal	Siliguri	WB11
281	West Bengal	Paschim Medinipur	WB13
282	West Bengal	Purba Medinipur	WB14
283	West Bengal	Bankura	WB16
284	West Bengal	Murshidabad/Baharampur	WB21
285	West Bengal	Suri	WB22

Examination Cities Outside India			
286	Baharain	Manama	ZZ01
287	Indonesia	West Java	ZZ02
288	Kuwait	Kuwait	ZZ03
289	Malaysia	Kuala Lumpur	ZZ04
290	Germany	Munich	ZZ05
291	Nepal	Kathmandu	ZZ06
292	Nigeria	Lagos	ZZ07
293	Oman	Muscat	ZZ08
294	Qatar	Doha	ZZ09
295	Saudi Arabia	Riyadh	ZZ10
296	Singapore	Singapore	ZZ11
297	UAE	Dubai	ZZ12
298	UAE - Abu Dhabi	Abu Dhabi	ZZ13
299	UAE - Sharjah	Sharjah	ZZ14
300	Washington DC	Washington	ZZ15

**Note:**

- i. The candidate can provide up to a maximum of 04 cities as options. The decision to run a CBT examination in those cities will lie with the NTA and will be dependent on multiple factors.
- ii. Though every effort will be made to allot a Centre in one of the cities selected by the candidate, the NTA reserves the right to allot a city to the candidate which may, in extreme circumstances fall out of the options opted by the candidates due to administrative reasons.

### Procedure for Online Payment of Fees and Helpline for Payment-Related Queries

After completing Step 2 of the **Online** Application Form, the candidate may remit the examination fee (**Step 3**) in the following manner:

- Check the validity of the Debit/ Credit Card and keep it ready with you while logging on to the website for submitting the Application Form. The candidates should enter the information asked for and make payment through a Debit/ Credit Card.
- Through Net Banking, check the balance in your account and keep all credentials ready with you while logging on to the website to make payments. The candidates should log in with his/her credentials of net banking and make payments accordingly.
- For payment through a UPI Service, check whether there is a requisite balance in the Bank Account / Wallet to which the concerned UPI is linked.

**The prescribed Examination Fee (please see the Information at a Glance) can be paid through any Bank/Payment Gateway in any Payment Mode [service/processing charges per transaction and GST (if applicable) are to be borne by the candidate:**

#### HDFC Bank Ltd

S. No	Mode of Payment	HDFC BANK		
1	Net Banking	HDFC	NIL Charge	
		Other Banks	NIL Charge	
2	Debit Cards	HDFC or Other Banks	Transaction up to Rs 2000/-	0 %
			Transaction above Rs 2000/-	0 %
3	Credit Cards	Domestic	Nil Charge	
		International	Nil Charge	
4	Unified Payment Interface (UPI)	Nil Charge		

#### If Paying through HDFC Bank:

Level	Name	Email ID	Contact Number
1	Ecom Support	Ecomsupport.delhi@hdfcbank.com	
2.	Pradeep Yadav	<a href="mailto:Pradeep.yadav10@hdfcbank.com">Pradeep.yadav10@hdfcbank.com</a>	9625622301
3	Vikram Singh	<a href="mailto:Vikram.singh4@hdfcbank.com">Vikram.singh4@hdfcbank.com</a>	9799810080

## SBI

S. No	Mode of Payment	STATE BANK OF INDIA	
1	Net Banking	SBI	Rs 5.00+GST
		Other Banks	
2	Debit Cards	Nil	
3	Credit Cards	Domestic	0.80% + GST
		International	3.50% of Fee+ GST (Minimum Rs 11/-)
4	Unified Payment Interface (UPI)	NIL Charge	

### If Paying through State Bank of India (SBI):

Level	Name	Email ID	Contact Number
1	Helpdesk3	<a href="mailto:sbi.00727@sbi.co.in">sbi.00727@sbi.co.in</a>	08026599990
2	Customer Care	<a href="mailto:agmcustomer.lhodel@sbi.co.in">agmcustomer.lhodel@sbi.co.in</a>	1800112211
4	Through SMS	<a href="#">UNHAPPY (add text)</a>	8008202020

## CANARA BANK

Sr. No	Mode of Payment	CANARA BANK	
1	Net Banking	Other Banks (Including Canara Bank)	Rs.13 + GST
		HDFC, ICICI, SBI, AXIS	Rs.17 + GST
2	Debit Cards	Visa/Master	Transaction up to Rs.2000/- 0.40% + GST
			Transaction above Rs.2000/- 0.85% + GST
		Rupay	NIL Charge
3	Credit Cards	Domestic	1.10% + GST
4	Unified Payment Interface (UPI)	NIL Charge	

### If paying through Canara Bank:

Level	Name	Email ID
1	HelpDesk	<a href="mailto:pgsupport@billdesk.com">pgsupport@billdesk.com</a> ; <a href="mailto:dssrosdel@canarabank.com">dssrosdel@canarabank.com</a> ; <a href="mailto:tmcode@canarabank.com">tmcode@canarabank.com</a> ; <a href="mailto:cb0268@canarabank.com">cb0268@canarabank.com</a> ;
2	Complaint Management Services	<a href="mailto:pgsupport@billdesk.com">pgsupport@billdesk.com</a> <a href="mailto:dssrosdel@canarabank.com">dssrosdel@canarabank.com</a> ; <a href="mailto:tmcode@canarabank.com">tmcode@canarabank.com</a> ; <a href="mailto:cb0268@canarabank.com">cb0268@canarabank.com</a>
3	Customer Care	<a href="mailto:pgsupport@billdesk.com">pgsupport@billdesk.com</a> <a href="mailto:dssrosdel@canarabank.com">dssrosdel@canarabank.com</a> ; <a href="mailto:tmcode@canarabank.com">tmcode@canarabank.com</a> ; <a href="mailto:cb0268@canarabank.com">cb0268@canarabank.com</a>
4	ThroughSMS	---



## ICICI BANK

S.No	Mode of Payment	ICICI BANK		
1	Net Banking	ICICI	NIL Charge	
		Other Banks	4.00 + GST	
2	Debit Cards	ICICI or Other Banks	Transaction upto Rs 2000/-	0 %
			Transaction above Rs 2000/-	0.5 % + GST
3	Credit Cards	Domestic	0.40% of Transaction value	
		International	2.35% of Transaction value	
4	Unified Payment Interface (UPI)	ICICI or other banks	Transaction upto Rs 2000/-	0 %
			Transaction above Rs 2000/-	0 % + GST

### If Paying through ICICI Bank:

Level	Name	Email ID	Contact Number
1	Customer support Helpline number (9AM to 6PM)	<a href="mailto:pgsupport.ind@worldline.com">pgsupport.ind@worldline.com</a>	1800222884 (Pls select option 3)

**Note:** In case, the fee payment status is not 'OK', or the Confirmation Page of the Online Application is not generated after fee payment (completion of Step 3) the candidate is advised to contact the helpline number/email of the concerned Bank/Payment Gateway Integrator, as mentioned below:-

**(a) NTA Helpdesk Contact details (in case the payment-related issues are not resolved through the above-mentioned Helplines of the concerned Bank/Payment Gateway Integrator):**

**Email:** [cu-et-ug@nta.ac.in](mailto:cu-et-ug@nta.ac.in)

**Phone No.:** 011-40759000

### Procedure to raise payment-related Grievance:

After (successful completion of Step 3, the Confirmation Page of the Application Form, should be downloaded and a printout of the same may be retained for future reference. The Confirmation Page of the online Application Form could be generated **only after successful payment by the Candidate.**

In case the Confirmation Page is not generated after payment of the prescribed fee, then the candidate should approach the concerned Bank/Payment Gateway integrator (in the helpline number and email given above in the Information Bulletin), to ensure the successful payment.

In spite of the above, if a successful transaction is not reflected on the Portal, the candidate may contact the NTA Helpline. If the payment issue is still not resolved, the candidate may pay a second time.

However, any duplicate payment received from the candidate by NTA in the course of said transactions will be refunded through the same payment mode through which the duplicate payment is received, after fee reconciliation by NTA

Information to be provided by the Candidate while raising any payment-related query/grievance through QRS/email/Helplines: -

- a. Name of the Bank and /or Payment Gateway.
- b. Date and time of the transaction
- c. Transaction Number
- d. Bank Reference Number
- e. Proof of transaction
- f. Screenshot from the payment portal (in case of payment failure).

## Computer Based Test (CBT) Guidelines

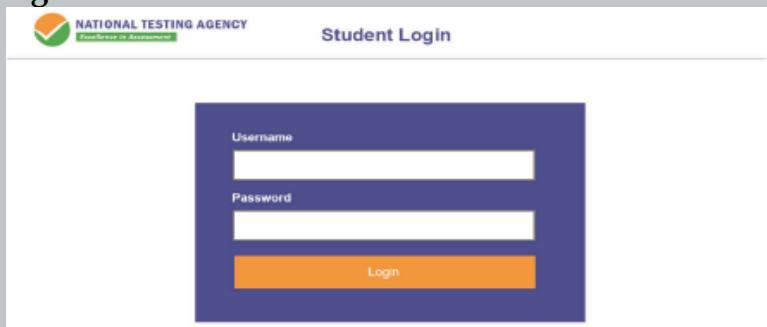
The major examinations being conducted by NTA are Computer-Based Tests (CBT). A CBT requires candidates to sit in front of a computer terminal (node) allocated to them against their Roll number and Admit card. After logging the candidate will get detailed instructions for the examinations. At the designated time of the start of the examination, the candidates will be able to proceed and see the questions on the computer screen using the computer mouse. Candidates will have the option to change/modify/edit/answers already entered at any time during the examination.

### Procedure for appearing in Computer Based Test (CBT):

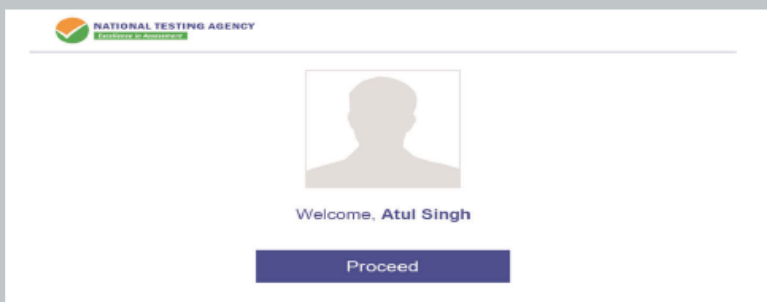
(Sample/mock test will be available on the NTA website: [www.nta.ac.in](http://www.nta.ac.in) for hands-on practice)

- (a) A computer terminal (node) indicating the Roll Number will be allocated to each candidate. Candidates should find and sit on their allocated computers only. Any candidate found to have changed room/hall or the computer on their own other than the one allotted would lead to cancellation of candidature and no plea in this regard would be entertained.
- (b) For login, the candidate will have to enter a **login ID and password**. The computer terminal allotted to the candidate will display the WELCOME login screen, the Candidate's photograph, and the subject opted by the candidate.

### Candidate Login Page



### Candidate Welcome Screen

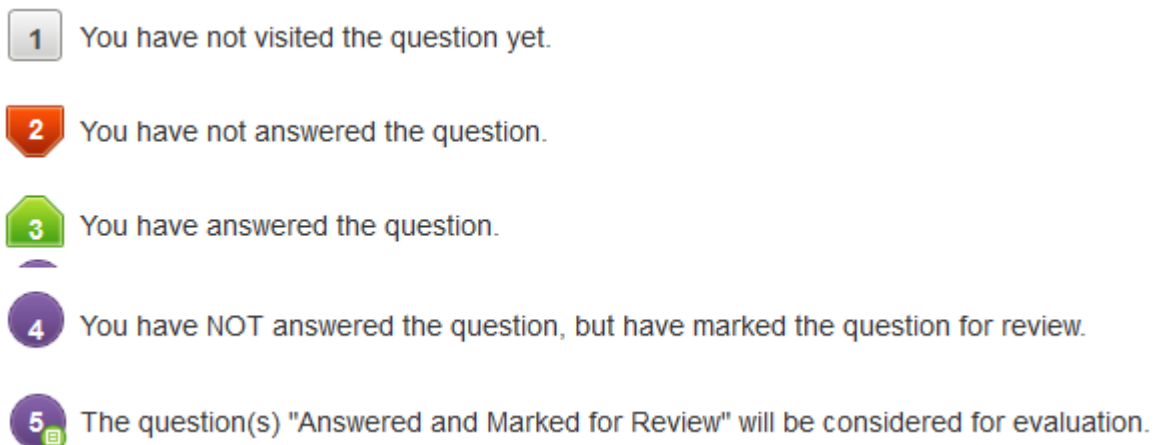




- (c) After login, the candidate shall be able to see the detailed instructions for the examination. Candidates are advised to go through the instructions carefully regarding the type of questions and marking scheme. At the designated time of the start of the examination, the candidates will be able to proceed and see the questions on the computer screen.

**Please read the instructions carefully**

**General Instructions:**

1. The clock will be set on the server. The countdown timer in the top right corner of the screen will display the remaining time available for you to complete the examination. When the timer reaches zero, the examination will end by itself. You will not be required to end or submit your examination.
2. The Question Palette displayed on the right side of the screen will show the status of each question using one of the following symbols:

- 
- 1 You have not visited the question yet.
  - 2 You have not answered the question.
  - 3 You have answered the question.
  - 4 You have NOT answered the question, but have marked the question for review.
  - 5 The question(s) "Answered and Marked for Review" will be considered for evaluation.

4. The 'Marked for Review' status for a question simply indicates that you would like to look at that question again.
5. You can click on the ">" arrow which appears to the left of the question palette to collapse the question palette thereby maximizing the question window. To view the question palette again, you can click on "<" which appears on the right side of the question window.
6. You can click on your "Profile" image on the top right corner of your screen to change the language during the exam for the entire question paper. On clicking on the Profile image, you will get a drop-down to change the question content to the desired language.
7. You can click on  to navigate to the bottom and  to navigate to the top of the question area, without scrolling.

### Navigating to a Question:

8. To answer a question, do the following:
  - a. Click on the question number in the Question Palette at the right of your screen to go to that question directly. Note that using this option does NOT save your answer to the current question.
  - b. Click on **Save & Next** to save your answer for the current question and then go to the next question.
  - c. Click on **Mark for Review & Next** to save your answer for the current question, mark it for review, and then go to the next question.

### Answering a Question :

9. Procedure for answering a Multiple Choice Type question:
  - a. To select your answer, click on the button of one of the options.
  - b. To deselect your chosen answer, click on the button of the chosen option again or click on the **Clear Response** button.
  - c. To change your chosen answer, click on the button of another option.
  - d. To save your answer, you must click on the Save & Next button
  - e. To mark the question for review, click on the '**Mark for Review & Next**' button.
10. To change your answer to a question that has already been answered, first select that question for answering and then follow the procedure for answering that type of question.

### Navigating through sections:

11. Sections in this question paper are displayed on the top bar of the screen. Questions in a section can be viewed by clicking on the Section name. The section you are currently viewing is highlighted.
12. After clicking the **Save and Next** button on the last question for a Section, you will automatically be taken to the first question of the next section.
13. You can shuffle between sections and questions anytime during the examination as per your convenience only during the time stipulated.
14. The candidate can view the corresponding section summary as part of the legend that appears in every section above the question palette.

### Instruction for Question:

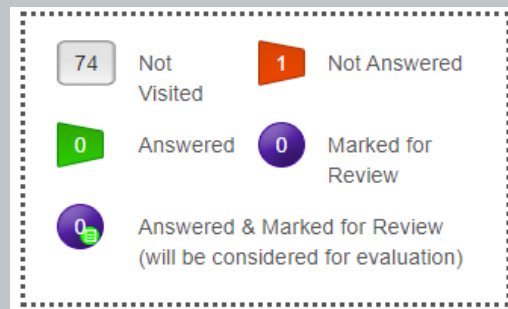
15. For the correctness of the translation for a particular language, only the **English version** will be considered as the final version for evaluation purposes.

The keyboard attached to the computer, if any, will be disabled during the entire duration of the examination. Depending on the type of question, the answers to questions can either be entered by clicking on the virtual on-screen keyboard (numeric or otherwise) using the computer mouse or by clicking the chosen option(s) using the computer mouse. Candidates will have the option to change/modify answers already entered at any time during the entire duration of the examination.

In case the computer/ mouse allotted to any candidate malfunctions during the test, he/she will be immediately allotted another computer system and the time lost due to this will be adjusted in the server so as to give the candidate the full allotted time.

The on-screen computer clock counter of every candidate will be set on the server. The countdown timer on the top right side of the computer screen will display the time remaining (in minutes) available for the candidate to complete the examination. When the timer reaches zero, the examination will end by itself. The candidates will not be required to end or submit the examination.

The Question Palette displayed on the screen will show the status of each question using one of the following symbols:



The question(s) “Answered and Marked for Review” status for a question indicates that the candidates would like to have a relook at that question again. A candidate has the option of answering a question and simultaneously “Marked for Review”, these answers will be considered for evaluation. However, if a candidate has simply put “Marked for Review” for a question without answering it, the corresponding question marked for review without an answer will not be considered for evaluation. It may be noted that a candidate can return to any “Marked for Review” question at any time during the examination by clicking on the corresponding question number icon displayed on the Question Palette of the corresponding section.

- (d) The candidates can click on the “>” arrow which appears to the left of the question palette to collapse the question palette thereby maximizing the question viewing window. To view the question palette again, the candidate can click on “<” which appears on the right side of the question window.

- (e) Candidates can click to navigate to the bottom and to navigate to the top of the question area, without scrolling. Using the computer mouse the candidate can scroll up and down the question viewing area for viewing the entire question.
- (f) The full paper can be viewed by clicking the “Question Paper” icon on the top right corner of the screen.
- (g) Blank Sheets for doing Rough Work/calculations shall be provided to the candidates. The blank sheets would have a Header page for the candidates to write down his/her Name and Roll Number. All calculations/writing work is to be done only in the Blank Sheets provided at the Centre in the Examination Room/Hall and on completion of the test candidates must hand over the rough sheets to the invigilator on duty in the Room/Hall.
- (h) Navigating to a Question To navigate between questions within a Paper, the candidate needs to do the following:**
  - (a) Click on the question number in the Question Palette at the right of the screen to go to that numbered question directly. Note that using this option does NOT save the answer to the currently displayed question.
  - (b) Click on “Save and Next” to save the answer to any question. Clicking on “Save and Next” will save the answer for the current question and the next question will be displayed on the candidate’s computer screen.
  - (c) Click on “Mark for Review and Next” to mark a question for review (without answering it) and proceed to the next question.



**(i) Answering a Question**

To navigate between questions within a Paper, the candidate needs to do the following:

Procedure for answering a Multiple-Choice type question:

- (a) To select the option(s), click on the corresponding button(s) of the option(s).
- (b) To deselect the chosen answer, click on the button of the chosen option again or click on the “Clear Response” button.



- (c) To save the answer, the candidate MUST click on the “Save and Next” button.
  - (d) To mark the question for review (without answering it), click on the “Mark for Review and Next” button.
- (j) Navigating through sections:**
- (i) Sections in the question paper are displayed on the top bar of the screen. Questions in a section can be viewed by clicking on the section name. The section in which the candidate is currently viewing will be highlighted.
  - (ii) After clicking the “Save and Next” button on the last question for a section, the candidate will automatically be taken to the first question of the next section.
  - (iii) Candidates can shuffle between sections and questions within sections anytime during the examination as per convenience only during the time stipulated.
  - (iv) The candidate can view the corresponding section summary as part of the legend that appears in every section above the question palette.
- (k) Procedure for answering questions that require inputs from the on-screen virtual keyboard (numeric or otherwise):**
- (a) The candidate will have to use the on-screen virtual keyboard (that would be displayed just below the question statement of these types of questions) and the attached computer mouse to enter his/her answer in the space provided for the answer.

### On-Screen Virtual Keyboard



- (b) The answer can be changed, if required, anytime during the test. To save the answer, the candidate MUST click on the “Save and Next” button.

- (c) To mark the question for review (without answering it), click on the “Mark for Review and Next” button.

**The candidates will have the option to change previously saved answers to any question, anytime during the entire duration of the test. To change the answer to a question that has already been answered, first select the corresponding question from the Question Palette, then click on “Clear Response” to clear the previously entered answer and subsequently follow the procedure for answering that type of question.**

**(1) ROUGH WORK:**

All calculations/writing work is to be done only in the rough sheet provided at the Centre in the Examination Room/Hall and on completion of the test candidates must hand over the rough sheets to the invigilator on duty in the Room/Hall.

**Procedure to be adopted for compilation of NTA scores for multiple shifts in CUET (UG) 2025**  
(Normalization procedure based on Percentile and Equi percentile method)

**Need for Normalisation**

For several subjects, the CUET (UG)-2022 and CUET (UG) - 2023 were conducted in different shifts. Since the question papers for any subject in different shifts are different and it is quite possible that despite all the best possible efforts of maintaining equivalence among various question papers, the difficulty level of these question papers administered in different sessions may not be the same or similar. Some of the candidates might have ended up attempting a relatively tougher set of questions when compared to other sets. The candidates who attempted the comparatively tougher examination are likely to get lower marks as compared to those who attempted the easier one; the scores of the students across shifts are not directly comparable. There is a need for normalizing the marks across shifts to make them amenable to such comparisons.

A Committee headed by a Senior Professor from the Indian Statistical Institution Delhi and comprising of Senior Professors from the Indian Institute of Technology Delhi and the University of Delhi had detailed deliberations to arrive at the methodology.

As already intimated in the Information Bulletin of CUET (UG) - 2022 CUET (UG) - 2023 and CUET (UG) - 2024, the raw score of each candidate in each subject will be normalized using the Equi-percentile method. This is done separately for each subject for which the examination is held in multiple shifts.

For each subject for which the examination is held in multiple shifts, the raw score for each candidate appearing for the subject will be converted into NTA Score (Percentile Score & Normalized Score) in the following three steps:

**Step 1: Convert Raw Scores into Percentile Scores.**

The percentiles are calculated separately for each shift.

1. Record the number of candidates who have appeared in a shift. Denote this number by  $N$ .
2. Sort all the candidates in one shift in decreasing order of their marks.
3. Note the *raw marks* for each candidate. Suppose this is denoted by  $T$ . Count the number of candidates in that shift whose raw scores are less than *or equal to*  $T$ . Denote this number by  $m$ .
4. The percentile score for this candidate is then calculated as:

$$P = \frac{m}{N} * 100$$

**Illustration:**

Suppose that the examination in a certain subject is held in two different shifts, *S1* and *S2*, say. Consider six candidates *A, B, C, D, E,* and *F* out of which *A, B,* and *C* are from shift *S1* and the other three are from shift *S2*.

Let the raw marks of the six candidates be  $x_A, x_B, x_C$  (shift *S1* marks) and  $y_D, y_E, y_F$  (shift *S2* marks).

For candidates *A, B,* and *C*, the percentiles are calculated using the total marks obtained by candidates appearing in shift *S1* (in the same subject) as explained above.

Similarly, for candidates *D, E,* and *F*, the percentiles are calculated using the total marks obtained by candidates appearing in shift *S2* (in the same subject) as explained above.

Let the respective percentiles be denoted by  $P_A, P_B, P_C, P_D, P_E,$  and  $P_F$ .

The above data is summarised in the following table. The terms in red colour indicate that these are the **output of this step**.

Shift S1			Shift S2		
Candidate	Raw score	Percentile	Candidate	Raw score	Percentile
A	$x_A$	$P_A$	D	$y_D$	$P_D$
B	$x_B$	$P_B$	E	$y_E$	$P_E$
C	$x_C$	$P_C$	F	$y_F$	$P_F$

Since the calculation for percentiles in any shift depends only on the data from that shift alone, there is a separate table for each shift.

**Step 2:** Pull the percentiles to the marks scale for each session to get Normalised Score.

- The data across all sessions tabulated at the end of *step 1* is collated into a single table.
- The columns for the shift-wise raw score should be kept separate.
- All the records are then sorted in decreasing order of the percentiles.

**Illustration (Continued):**

In the illustrative example given above, suppose that the percentiles of the six candidates satisfy

$$P_E > P_A > P_C = P_F > P_B > P_D$$

Then the collated table would look as given below:

Candidate	Percentile	RawscoreS1	RawScoreS2
E	$P_E$	-	$y_E$
A	$P_A$	$x_A$	-
C&F	$P_C=P_F$	$x_C$	$y_F$
B	$P_B$	$x_B$	-
D	$P_D$	-	$y_D$

Candidate C from shift S1 and candidate F from shift S2 have the same percentile. The relevant entries under “Raw Score S1” and “Raw Score S2” are the actual raw scores  $x_C$  and  $y_F$  respectively. This has the obvious interpretation that marks  $x_C$  of shift S1 are equivalent to marks  $y_F$  of shift S2.

Candidates A and B, appearing in shift S1, have a blank entry in column “Raw Score S2”, as there is no corresponding candidate having exactly the same percentile from shift S2. Similarly, Candidates D and E, appearing in shift S2, have a blank entry in column “Raw Score S1”, as there is no corresponding candidate having exactly the same percentile from shift S1.

- In the remaining part of this *Step 2*, the blank entries in the two “Raw Score” columns are filled up using linear interpolation.
- Consider a record (row) whose entry in the column “Raw Score S1” is blank. The blank will be replaced by the interpolated score  $X$  which is calculated as:

$$X = x_1 + \frac{x_2 - x_1}{p_2 - p_1} (P - p_1)$$

Where:

- $P$  is the corresponding entry in the “Percentile” column
- $x_1$  is the first *non-blank* entry BELOW  $X$ . i.e.,  $x_1 < X$  and there is no other non-blank entry in the column between  $x_1$  and  $X$ .
- $x_2$  is the first *non-blank* entry ABOVE  $X$ . i.e.,  $x_2 > X$  and there is no other non-blank entry in the column between  $x_2$  and  $X$ .
- $p_1$  is the entry in the “Percentile” column corresponding to  $x_1$  from the column “Raw Score S1”.
- $p_2$  is the entry in the “Percentile” column corresponding to  $x_2$  from the column “Raw Score S1”.

Note that there may be several blank entries between  $x_1$  and  $x_2$ .

- All the blank entries in column “Raw Score S1” can now be replaced by the interpolated values.
- The blank entries in column “Raw Score S2” are also replaced using a similar procedure.

### Illustration (Continued):

The table in the illustrative example would look like the following, where the entries in red indicate the additional output at the end of this step.

Candidate	Percentile	Raw Score S1	Raw Score S2
E	$P_E$	$X_E$	$y_E$
A	$P_A$	$x_A$	$Y_A$
C&F	$P_C=P_F$	$x_C$	$y_F$
B	$P_B$	$x_B$	$Y_B$
D	$P_D$	$X_D$	$y_D$

### Step3: Calculation of the Normalised Score

Now for each subject, there is a score assigned to each percentile value for each session. The *Normalised score*,  $Z$ , corresponding to a percentile value  $P$ , is calculated as:

$$Z = \text{Average of } (u_A, u_B, u_C, \dots, u_t) = \frac{u_A + u_B + u_C + \dots + u_t}{t}$$

Where  $u_A, u_B, \dots, u_t$  denote the raw scores corresponding to the percentile  $P$  in each of the different sessions

### Illustration (Continued):

The **final** table in the *illustrative example* would be as follows:

Candidate	Percentile	Raw Score S1	Raw Score S2	Normalized Score
E	$P_E$	$X_E$	$y_E$	$(X_E + y_E)/2$
A	$P_A$	$x_A$	$Y_A$	$(x_A + Y_A)/2$
C&F	$P_C=P_F$	$x_C$	$y_F$	$(x_C + y_F)/2$
B	$P_B$	$x_B$	$Y_B$	$(x_B + Y_B)/2$
D	$P_D$	$X_D$	$y_D$	$(X_D + y_D)/2$

## Step-by-Step Procedure for Converting from Raw Score to Normalized Score: -

**Example:** Suppose a test was held in 4 phases of examinees as per details given below: -

(Allocation of Days and shifts were done randomly)

Session	Day	Shift	No of Candidates			Raw Score	
			Absent	Appeared	Total	Highest	Lowest
Session-1	Day-1	Shift-1	3974	28012	31986	200	-40
Session-2	Day-1	Shift-2	6189	32541	38730	194	-36
Session-3	Day-2	Shift-1	6036	41326	47362	188	-36
Session-4	Day-2	Shift-2	9074	40603	49677	200	-40
Total (Session-1 to Session-4)			25273	142482	167755	200	-40



i. Highest Raw Score and Percentile Score: -

Session	Total Candidates Appeared	Highest Raw Score	Candidates who scored EQUAL OR LESS THAN Highest Raw Score	Percentile Score	Remarks
Session-1	28012	200	28012	100.0000000 [(28012/28012) *100]	i.e., All the highest raw scores would be normalized to 100 Percentile Score for their respective session.
Session-2	32541	194	32541	100.0000000 [(32541/32541) *100]	
Session-3	41326	188	41326	100.0000000 [(41326/41326) *100]	
Session-4	40603	200	40603	100.0000000 [(40603/40603) *100]	

ii. Lowest Score and Percentile Score: -

Session	Total Candidates Appeared	Lowest Raw Score	Candidates who scored EQUAL OR LESS THAN Highest Raw Score	Percentile Score	Remarks
Session-1	28012	-40	1	0.0035699 [(1/28012) *100]	i.e., the Percentile Score of all the lowest raw scores are different i.e., Percentile Score depends on the total number of candidates who have taken the examination for their respective session.
Session-2	32541	-36	1	0.0030730 [(1/32541) *100]	
Session-3	41326	-36	1	0.0024198 [(1/41326) *100]	
Session-4	40603	-40	1	0.0024629 [(1/40603) *100]	

**Step1: Convert Raw Score into Percentile Score**

The percentile score for this candidate is then calculated as:

$$\text{Percentile Score} = 100 \times \frac{\text{No. of Candidates appeared from the session with raw score EQUAL TO OR LESS than T Score}}{\text{Total No. of Candidates who appeared in the session}}$$

Candidate	Raw Score S1	Percentile Score
A20020720	200	100
A20411664	192	99.969144
A20018569	190	99.831255
A20339879	184	99.732901
A20074407	180	99.432054
A20751862	88	88.654575
A20922992	48	74.137715
A21004667	40	69.290405
A21141123	22	52.135343
A25465232	8	30.675846
A26545946	6	27.584445
A25656543	2	24.886459
A26625216	1	22.351432
A26174451	0	19.997686
A25463225	-1	15.23523
A26598636	-6	11.104361
A26596462	-40	0.053034

Candidate	Raw Score S2	Percentile Score
B20123935	194	100
B20012622	192	99.9990405
B20656224	100	96.9671093
B20410215	42	69.2904047
B20236444	26	67.7672549
B20128586	14	46.3751151
B20001667	4	27.0887703
B20042147	2	23.9100399
B20051256	0	12.225608
B20481968	-2	11.6211621
B20091701	-12	10.4982563
B20549576	-14	10.3947421
B20098269	-30	10.2430506
B20071356	-36	0.053034

Candidate	Raw Score S3	Percentile Score
C20150694	188	100
C20087997	186	99.969144
C20121991	184	99.831255
C20058572	180	99.732901
C20060310	172	99.432054
C20008597	56	78.338974
C20430859	36	69.00182
C20518247	20	52.135343
C20045510	14	38.091932
C20860609	9	30.675846
C20861476	5	27.584445
C20512680	3	24.886459
C20069270	2	22.351432
C20355550	0	12.188701
C20549576	-3	11.23523
C26598636	-22	0.0539983
C26596462	-36	0.053034

Candidate	Raw Score S4	Percentile Score
D20479616	200	100
D20040337	194	99.9990405
D20467385	98	88.6545749
D20398094	44	68.9660903
D20428934	40	49.5097099
D20032939	32	46.3751151
D20690279	30	27.0887703
D20840699	28	23.9100399
D20084751	26	20.8800276
D21237483	24	12.1887008
D21077463	1	11.5349248
D20348188	-2	11.0243302
D25463225	-40	0.053034

**Step 2:** Pull Back the percentiles to the scale of the marks for each session to get Normalized marks.

Candidate	Percentile Score	Raw Score S1	Raw Score S2	Raw Score S3	Raw Score S4
A20020720=B20123935=C20150694=D20479616	100	200	194	188	200
B20012622=D20040337	99.99904053	-	192	-	194
A20411664=C20087997	99.9691438	192	-	186	-
A20018569=C20121991	99.8312554	190	-	184	-
A20339879=C20058572	99.7329013	184	-	180	-
A20074407=C20060310	99.4320538	180	-	172	-
B20656224	96.9671093	-	100	-	-
A20751862=D20467385	88.6545749	88	-	-	98
C20008597	78.3389742	-	-	56	-
A20922992	74.1377149	48	-	-	-
A21004667=B20410215	69.2904047	40	42	-	-
C20430859	69.0018201	-	-	36	-
D20398094	68.9660903	-	-	-	44
B20236444	67.7672549	-	26	-	-
A21141123=C20518247	52.1353428	22	-	20	-
D20428934	49.50970986	-	-	-	40
B20128586=D20032939	46.37511514	-	14	-	32
C20045510	38.0919321	-	-	14	-
A25465232=C20860609	30.6758464	8	-	9	-
A26545946=C20861476	27.5844446	6	-	5	-
B20001667=D20690279	27.08877034	-	4	-	30
A25656543=C20512680	24.886459	2	-	3	-
B20042147=D20840699	23.91003991	-	2	-	28
A26625216=C20069270	22.3514324	1	-	2	-
D20084751	20.88002763	-	-	-	26
A26174451	19.9976858	0	-	-	-
A25463225	15.23523	-1	-	-	-
B20051256	12.225608	-	0	-	-
C20355550=D21237483	12.1887008	-	-	0	24
B20481968	11.62116211	-	-2	-	-
D21077463	11.53492478	-	-	-	1
C20549576	11.23523	-	-	-3	-
A26598636	11.1043613	-6	-	-	-
D20348188	11.0243302	-	-	-	-2
B20091701	10.49825625	-	-12	-	-
B20549576	10.39474209	-	-14	-	-
B20098269	10.2430506	-	-30	-	-
C26598636	0.0539983	-	-	-22	-
A26596462=B20071356=C26596462=D25463225	0.053034	40	-36	-36	-40

In the remaining part of Step 2, the blank entries in the Raw Score Columns are filled up using following linear interpolation Formulae:

$$X = x_1 + \frac{x_2 - x_1}{p_2 - p_1} (P - p_1)$$

Candidate	Percentile Score	Raw Score S1	Raw Score S2	Raw Score S3	Raw Score S4
A20020720=B20123935=C20150694=D20479616	100	200	194	188	200
B20012622=D20040337	99.9990405	199.7512409	192	187.93781	194
A20411664=C20087997	99.9691438	192	171.96504	186	171.96504
A20018569=C20121991	99.8312554	190	167.63275	184	167.63275
A20339879=C20058572	99.7329013	184	164.54257	180	164.54257
A20074407=C20060310	99.4320538	180	155.09028	172	155.09028
B20656224	96.9671093	158.958447	100	158.4442	101.91063
A20751862=D20467385	88.6545749	88	82.580043	112.72997	98
C20008597	78.3389742	56.7810489	60.96241	56	69.707196
A20922992	74.1377149	48	52.158146	47.207694	58.184318
A21004667=B20410215	69.2904047	40	42	36.629757	44.889504
C20430859	69.0018201	39.6972017	38.968549	36	44.097997
D20398094	68.9660903	39.6597121	38.593224	35.966106	44
B20236444	67.7672549	38.4018305	26	34.828858	43.753534
A21141123=C20518247	52.1353428	22	17.231221	20	40.539799
D20428934	49.5097099	20.1081761	15.758363	18.878207	40
B20128586=D20032939	46.3751151	17.8496346	14	17.538962	32
C20045510	38.0919321	11.8814266	9.7051566	14	31.141031
A25465232=C20860609	30.6758464	8	5.8599046	9	30.371981
A26545946=C20861476	27.5844446	6	4.2570079	5	30.051402
B20001667=D20690279	27.0887703	5.2651195	4	4.6325597	30
A25656543=C20512680	24.886459	2	2.6143453	3	28.614345
B20042147=D20840699	23.9100399	1.6148289	2	2.6148289	28
A26625216=C20069270	22.3514324	1	1.7332164	2	26.97122
D20084751	20.8800276	0.374867	1.4813591	1.7104312	26
A26174451	19.9976858	0	1.3303305	1.5367886	25.79696
A25463225	15.23523	-1	0.5151508	0.5995493	24.70105
B20051256	12.225608	-4.6428439	0	0.0072632	24.008493
C20355550=D21237483	12.1887008	-4.6875164	-0.122119	0	24
B20481968	11.6211621	-5.3744647	-2	-1.785703	4.0338503
D21077463	11.5349248	-5.4788463	-2.767984	-2.057041	1
C20549576	11.23523	-5.8415966	-5.436905	-3	-0.760858
A26598636	11.1043613	-6	-6.602352	-3.222382	-1.529777
D20348188	11.0243302	-6.24622	-7.315066	-3.358377	-2
B20091701	10.4982563	-7.8647146	-12	-4.252322	-3.822101
B20549576	10.3947421	-8.1831815	-14	-4.428221	-4.180631
B20098269	10.2430506	-8.6498685	-30	-4.685987	-4.706027
C26598636	0.0539983	-39.9970333	-35.99943	-22	-39.99666
A26596462=B20071356=C26596462=D25463225	0.053034	-40	-36	-36	-40



## THE SCHEDULE

[See clause (zc) of section 2]

## SPECIFIED DISABILITY

## I. Physical disability.—

A. Locomotor disability (a person's inability to execute distinctive activities associated with movement of self and objects resulting from affliction of musculoskeletal or nervous system or both), including—

(a) "leprosy cured person" means a person who has been cured of leprosy but is suffering from—

(i) loss of sensation in hands or feet as well as loss of sensation and paresis in the eye and eye-lid but with no manifest deformity;

(ii) manifest deformity and paresis but having sufficient mobility in their hands and feet to enable them to engage in normal economic activity;

(iii) extreme physical deformity as well as advanced age which prevents him/her from undertaking any gainful occupation, and the expression "leprosy cured" shall construed accordingly;

(b) "cerebral palsy" means a Group of non-progressive neurological condition affecting body movements and muscle coordination, caused by damage to one or more specific areas of the brain, usually occurring before, during or shortly after birth;

(c) "dwarfism" means a medical or genetic condition resulting in an adult height of 4 feet 10 inches (147 centimeters) or less;

(d) "muscular dystrophy" means a group of hereditary genetic muscle disease that weakens the muscles that move the human body and persons with multiple dystrophy have incorrect and missing information in their genes, which prevents them from making the proteins they need for healthy muscles. It is characterised by progressive skeletal muscle weakness, defects in muscle proteins, and the death of muscle cells and tissue;

(e) "acid attack victims" means a person disfigured due to violent assaults by throwing of acid or similar corrosive substance.

## B. Visual impairment—

(a) "blindness" means a condition where a person has any of the following conditions, after best correction—

(i) total absence of sight; or

(ii) visual acuity less than 3/60 or less than 10/200 (Snellen) in the better eye with best possible correction; or

(iii) limitation of the field of vision subtending an angle of less than 10 degree.

(b) "low-vision" means a condition where a person has any of the following conditions, namely:—

(i) visual acuity not exceeding 6/18 or less than 20/60 upto 3/60 or upto 10/200 (Snellen) in the better eye with best possible corrections; or



(ii) limitation of the field of vision subtending an angle of less than 40 degree up to 10 degree.

C. Hearing impairment—

(a) "deaf" means persons having 70 DB hearing loss in speech frequencies in both ears;

(b) "hard of hearing" means person having 60 DB to 70 DB hearing loss in speech frequencies in both ears;

D. "speech and language disability" means a permanent disability arising out of conditions such as laryngectomy or aphasia affecting one or more components of speech and language due to organic or neurological causes.

2. Intellectual disability, a condition characterised by significant limitation both in intellectual functioning (reasoning, learning, problem solving) and in adaptive behaviour which covers a range of every day, social and practical skills, including—

(a) "specific learning disabilities" means a heterogeneous group of conditions wherein there is a deficit in processing language, spoken or written, that may manifest itself as a difficulty to comprehend, speak, read, write, spell, or to do mathematical calculations and includes such conditions as perceptual disabilities, dyslexia, dysgraphia, dyscalculia, dyspraxia and developmental aphasia;

(b) "autism spectrum disorder" means a neuro-developmental condition typically appearing in the first three years of life that significantly affects a person's ability to communicate, understand relationships and relate to others, and is frequently associated with unusual or stereotypical rituals or behaviours.

3. Mental behaviour,—

"mental illness" means a substantial disorder of thinking, mood, perception, orientation or memory that grossly impairs judgment, behaviour, capacity to recognise reality or ability to meet the ordinary demands of life, but does not include retardation which is a condition of arrested or incomplete development of mind of a person, specially characterised by subnormality of intelligence.

4. Disability caused due to—

(a) chronic neurological conditions, such as—

(i) "multiple sclerosis" means an inflammatory, nervous system disease in which the myelin sheaths around the axons of nerve cells of the brain and spinal cord are damaged, leading to demyelination and affecting the ability of nerve cells in the brain and spinal cord to communicate with each other;

(ii) "parkinson's disease" means a progressive disease of the nervous system marked by tremor, muscular rigidity, and slow, imprecise movement, chiefly affecting middle-aged and elderly people associated with degeneration of the basal ganglia of the brain and a deficiency of the neurotransmitter dopamine.

(b) Blood disorder—

(i) "haemophilia" means an inheritable disease, usually affecting only male but transmitted by women to their male children, characterised by loss or impairment of the normal clotting ability of blood so that a minor would may result in fatal bleeding;

(ii) "thalassemia" means a group of inherited disorders characterised by reduced or absent amounts of haemoglobin.

(iii) "sickle cell disease" means a hemolytic disorder characterised by chronic anemia, painful events, and various complications due to associated

tissue and organ damage; "hemolytic" refers to the destruction of the cell membrane of red blood cells resulting in the release of hemoglobin.

5. Multiple Disabilities (more than one of the above specified disabilities) including deaf blindness which means a condition in which a person may have combination of hearing and visual impairments causing severe communication, developmental, and educational problems.

6. Any other category as may be notified by the Central Government.

---

DR. G. NARAYANARAJU,  
*Secretary to the Govt. of India.*



**Appendix VIII**

**(Ministry of Social Justice & Empowerment, Govt. of India F. No. 29-6/2019-DD-III dated 10 August 2022)**

Certificate for person with specified disability covered under the definition of Section 2 (s) of the RPwD Act, 2016 but not covered under the definition of Section 2(r) of the said Act, i.e. persons having less than 40% disability and having difficulty in writing

This is to certify that, we have examined Mr/Ms/Mrs ..... (Name of the candidate), S/o /D/o ....., a resident of ..... (Vill/PO/ PS/ District/ State), aged ..... yrs, a person with ..... (nature of disability/condition), and to state that he/ she has limitation which hampers his/her writing capability owing to his/her above condition. He/she requires support of scribe for writing the examination.

2. The above candidate uses aids and assistive device such as prosthetics & orthotics, hearing aid (name to be specified) which is /are essential for the candidate to appear at the examination with the assistance of scribe.

3. This certificate is issued only for the purpose of appearing in written examinations conducted by recruitment agencies as well as academic institutions and is valid upto \_\_\_\_\_ (it is valid for maximum period of six months or less as may be certified by the medical authority)

Signature of medical authority

(Signature & Name)	(Signature & Name)	(Signature & Name)	(Signature & Name)	(Signature & Name)
Orthopedic / PMR specialist	Clinical Psychologist/ Rehabilitation Psychologist/Psychiatrist / Special Educator	Neurologist (if available)	Occupational therapist (if available)	Other Expert, as nominated by the Chairperson (if any)
(Signature & Name)				
Chief Medical Officer.....	Medical Officer/Civil Surgeon/Chief District Medical Officer.....	Chairperson		

Name of Government Hospital/Health Care Centre with Seal

Place:

Date:

**LETTER OF UNDERTAKING FOR USING OWN SCRIBE**

I \_\_\_\_\_, a candidate with \_\_\_\_\_ (nature of the disability) appearing for \_\_\_\_\_ (name of the examination) bearing Roll No. \_\_\_\_\_ at \_\_\_\_\_ (name of the centre) in the District \_\_\_\_\_, \_\_\_\_\_ (name of the State). My educational qualification is \_\_\_\_\_.

2. I do hereby state that \_\_\_\_\_ (name of the scribe) will provide the service of scribe /reader / lab assistant for the undersigned for taking the aforementioned examination.

3. I do hereby undertake that his qualification is \_\_\_\_\_. In case, subsequently it is found that his qualification is not as declared by the undersigned and is beyond my qualification. I shall forfeit my right to the post and claims relating thereto.

(Signature of the candidate)

(counter signature by the parent/ guardian, if the candidate is minor)

Place:


Date:

# **Common University Entrance Test**

## **CUET (UG) - 2025**


**Replica of the Online Application Form**

## Step 1: Login page for new candidates and already existing candidates.



**Department of Higher Education**  
Ministry of Education  
Government of India

**Public Examinations Management Platform**  
**DEMO Common University Entrance Test**  
CUET UG - 2025




**राष्ट्रीय परीक्षा एजेंसी**  
**National Testing Agency**  
Creating the Aspirations

[Home](#)

Login To Access Your Account, Complete New Registration, View Available Examination Cities and Download Important Information & Instructions To Stay Updated.

अपने खाते तक पहुंचने के लिए लॉगिन करें, नया पंजीकरण पूरा करें, उपलब्ध परीक्षा शहर देखें और अपडेट रहने के लिए महत्वपूर्ण जानकारी और निर्देश डाउनलोड करें।




**Steps to Apply Online**

- Apply For Online Registration
- Fill Online Application Form
- Pay Examination Fee
- Download Confirmation Page

ऑनलाइन आवेदन करने के चरण

- ऑनलाइन पंजीकरण के लिए आवेदन करें
- ऑनलाइन आवेदन पत्र भरे
- परीक्षा शुल्क का भुगतान करें
- पुष्टिकरण पृष्ठ डाउनलोड करें

Download Information Bulletin




**Register yourself for the above-mentioned examination**

Register your profile by giving personal details, contact details and address

उपरोक्त उल्लिखित परीक्षा के लिए स्वयं को पंजीकरण करें।

अपना प्रोफाइल पंजीकृत करने के लिए व्यक्तिगत विवरण, संपर्क विवरण और पता दें

New Registration >>



**Already Registered Candidate**

Enter Your Application Number and password to Login and continue with your application.


पहले से ही पंजीकृत उम्मीदवार

आवेदन जारी रखने के लिए अपने आवेदन नंबर और पासवर्ड से लॉगिन करें

Login >>


**Disclaimer:** This digital platform has been developed by NIC as per the requirements and rules of the concerned Public Examination Authorities (PEA). It works as per the requirements, rules, and regulations of the concerned user PEA. The data and processes are owned and managed by the concerned PEA.

## Step 2: Instruction page for filling the application form.



**Department of Higher Education**  
Ministry of Education  
Government of India

**Public Examinations Management Platform**  
**DEMO Common University Entrance Test**  
CUET UG - 2025



**राष्ट्रीय परीक्षा एजेंसी**  
**National Testing Agency**  
Creating the Aspirations

[Home](#)

Registration

Application Form

Fee Payment

Instructions and Procedure for online submission of Application Form

Download Information Bulletin

1. Before filling the application form, download and read carefully the Information Bulletin. Also, read the instructions/ procedure given below and visit the course-wise list offered by the various participating Universities in the CUET-UG examination at <https://cuet.nta.nic.in/> under University Tab. आवेदन पत्र भरने से पहले, सूचना बुलेटिन डाउनलोड करें और पढ़ें। साथ ही, नीचे दिए गए निर्देश/प्रक्रिया को ध्यान से पढ़ें और <https://cuet.nta.nic.in/> पर यूनिवर्सिटी टैब के अंतर्गत सौंपेटी (यूजी) परीक्षा में भाग लेने वाले विभिन्न विश्वविद्यालयों द्वारा प्रस्तुत पाठ्यक्रम की सूची देखें।
2. You can apply for CUET (UG)-2025 'ON-LINE' only through the official website of CUET (UG) 2025 (<https://cuet.nta.nic.in/>). अर्थात् सौंपेटी (यूजी) 2025 के लिए ऑन-लाइन आवेदन केवल सौंपेटी (यूजी) 2025 की आधिकारिक वेबसाइट: <https://cuet.nta.nic.in/> के माध्यम से ही कर सकते हैं।
3. Examination fees

Category	Up to 03 Subjects	For each Additional Subject
General (UR)	₹ 1000/-	₹ 400/- (each)
OBC- (NCL) / EWS	₹ 900/-	₹ 375/- (each)
SC / ST / PwBD / Third gender	₹ 800/-	₹ 350/- (each)
Centres outside India	₹ 4500/-	₹ 1800/- (each)

Service Charges & GST (as applicable) will be charged extra by the Bank.  
सेवा शुल्क और जीएसटी (जहाँ लागू हो) बैंक द्वारा अतिरिक्त शुल्क लिया जाएगा।

4. Application Procedure: 3 simple Steps to be followed to apply online  
आवेदन प्रक्रिया: ऑनलाइन आवेदन करने के लिए 3 सरल चरणों का पालन किया जाना चाहिए।

Candidates must read carefully the Instructions (including how to fill up Application Form online) given in the Information Bulletin available on the NTA Website. Candidates not complying with the Instructions shall be summarily disqualified.

अभ्यर्थियों को पेटिफिकेशन पर उपलब्ध सूचना बुलेटिन में दिए गए निर्देशों (ऑनलाइन आवेदन पत्र को भरने सहित) को ध्यान से पढ़ना चाहिए। निर्देशों का पालन नहीं करने वाले अभ्यर्थियों को अयोग्य घोषित कर दिया जाएगा।

**Step 1: Register for Online Application Form and note down system generated Application Number.** The candidate should supply the required details while filling the Online Application Form and is also required to create PASSWORD and choose Security Question and enter his/her Answer. After successful submission of the personal details, Application number will be generated and it will be used to complete the remaining Steps of the Application Form and will also be required for all future reference/ correspondence. For subsequent logins, candidate will be able to login directly with the respective system generated Application Number and created Password.

चरण 1: ऑनलाइन आवेदन पत्र के लिए पंजीकरण करें और प्राप्त आवेदन संख्या नोट करें; अभ्यर्थी ऑनलाइन आवेदन पत्र भरते समय आवश्यक विवरणों को प्रविष्ट करें जो कुतिका बनाने, उसकी संबंधित शुल्क प्रत्यक्ष भुगतान और उसका उपाय दर्ज करने के लिए आवश्यक है। व्यक्तिगत विवरणों को सफलतापूर्वक प्रस्तुत करने के बाद, आवेदन संख्या प्राप्त होगी जिसका उपयोग आवेदन पत्र के शेष चरणों को पूरा करने के लिए किया जाएगा और जो भविष्य के सभी संदर्भ/संचार के लिए भी आवश्यक होगा। तब से आवेदन करने के लिए अभ्यर्थी संबंधित सिस्टम जनित आवेदन संख्या एवं स्वयं बनाई गई कुतिका से लॉगिन करने में सक्षम होंगे।

**Disclaimer:** This digital platform has been developed by NIC as per the requirements and rules of the concerned Public Examination Authorities (PEA). It works as per the requirements, rules, and regulations of the concerned user PEA. The data and processes are owned and managed by the concerned PEA. (Ver 1.0.1362.0)

**Step 2: Complete the Application Form** Candidate can login with the system generated Application Number and created Password for completing the Application Form. **चरण 2: आवेदन पत्र पूरा करें:** उम्मीदवारों को सिस्टम जनित आवेदन संख्या एवं कुंजिका से लॉग इन करके आवेदन पत्र को पूरा करना है।

**Upload Scanned Images (Clearly legible) of Candidate's Photograph, Signature and Documents (as applicable):**  
**उम्मीदवारों की तस्वीरें, हस्ताक्षर और दस्तावेज (जहां लागू हो) की स्कैन की गई छवियाँ (स्पष्ट रूप से पुराना) अपलोड करें।**

- The recent passport size photograph should be either in colour or black & white with 80% face (without mask) visible including ears against white background. Photograph should be named as 'first two characters of candidate name>\_Photo' and in JPEG/JPEG format (clearly legible) between 10 kb to 200 kb. इसमें में लंबी नई नकारों अक्षर की लंबाई (या तो रंगित या काले एवं सफेद पृष्ठभूमि के साथ) 80% चेहरा साफ दिखाई देना चाहिए (मास्क के बिना)। लंबी की फ़ाइल का नाम <उम्मीदवारों के नाम के पहले दो अक्षर>\_Photo होना चाहिए। (उपरोक्त) JPEG/JPEG प्रारूप (स्पष्ट रूप से पुराना) और 10 kb से 200 kb के बीच होना चाहिए।
- Signature file should be named as 'first two characters of candidate name>\_Signature' and in JPEG/JPEG format between 10 kb to 50 kb. हस्ताक्षर की फ़ाइल का नाम <उम्मीदवारों के नाम के पहले दो अक्षर>\_Signature होना चाहिए, प्रारूप JPEG/JPEG और 10 kb से 50 kb के बीच होना चाहिए।
- Scanned copy of PwD/PwBD/UDID certificate (if applicable) should be named as 'first two characters of name>\_PwDCertificate' and in pdf format between 50 kb to 300 kb. विद्यमान प्रमाण पत्र (यदि लागू हो) की फ़ाइल का नाम <उम्मीदवारों के नाम के पहले दो अक्षर>\_PwDCertificate होना चाहिए। प्रमाणपत्र की स्कैन की गई प्रति का प्रारूप pdf और अक्षर 50 kb से 300 kb के बीच होना चाहिए।

[Note: Upload the correct photograph, signature as the facility for correction will not be given.  
 [नोट: तस्वीर, हस्ताक्षर की छवि सही अपलोड करें क्योंकि सुधार की सुविधा नहीं दी जाएगी।]

**Step 3:** The candidate has to select Debit card/Credit card/UPI/Net banking option to pay the application fee and follow the online instruction to complete the payment of fee. After successful payment, candidate will be able to print the Confirmation Page. In case the Confirmation Page is not generated after payment of fee then the transaction is cancelled and the candidates have to approach the concerned bank for refund of amount. However the candidate has to make another payment/transaction, in case the Confirmation Page is not generated.

**चरण 3:** उम्मीदवारों को अपने चुनने वाले विकल्प (डेबिट कार्ड/क्रेडिट कार्ड/यूपीएन/नेट बैंकिंग विकल्प) का चयन करना होगा और शुल्क का भुगतान पूरा करने के लिए ऑनलाइन निर्देश का पालन करना होगा। सफल भुगतान के बाद, उम्मीदवारों को पुष्टि-पृष्ठ प्रिंट करना होगा। यदि शुल्क का भुगतान के बाद पुष्टि-पृष्ठ प्राप्त नहीं होता है तो लेनदेन रद्द कर दिया जाएगा और उम्मीदवारों को पुनः भुगतान के लिए बाध्य बनना पड़ेगा। यदि पुष्टि-पृष्ठ प्राप्त नहीं होता है तो उम्मीदवारों को एक और भुगतान/लेनदेन करना होगा।

**5. Important Instruction about PASSWORD**  
**कुंजिका के बारे में महत्वपूर्ण निर्देश:**

- During online form filling, candidate will be required to choose PASSWORD and Security Question and its Answer. Candidate is advised to record/remember their password for all future logins. ऑनलाइन आवेदन पत्र भरने के दौरान उम्मीदवारों को कुंजिका, सुरक्षा प्रश्न और उसके उत्तर का चयन करना होगा। उम्मीदवारों को भविष्य के सभी लॉग इन के लिए अपनी कुंजिका को रिकॉर्ड/याद रखने की सलाह दी जाती है।
- For subsequent logins, candidate will be able to login directly with their respective system generated Application Number and the chosen Password. बाद में लॉग इन के लिए उम्मीदवारों को सिस्टम जनित आवेदन संख्या और चुने गए कुंजिका के साथ सीधे लॉग इन करना होगा।
- Candidate is advised not to disclose or share their password with anybody. Neither NTA nor NIC will be responsible for violation or misuse of the password of a candidate. उम्मीदवारों को सलाह दी जाती है कि वह किसी के साथ अपनी कुंजिका साझा न करें। किसी उम्मीदवारों की कुंजिका के उल्लंघन या दुरुपयोग के लिए न तो एनटीए और न ही एनआईसी जिम्मेदार होगा। उम्मीदवारों को सलाह दी जाती है कि वह किसी के साथ अपनी कुंजिका साझा न करें।
- Candidate should remember to log out at the end of their session so that the particulars of the candidate cannot be tampered or modified by unauthorized persons. उम्मीदवारों को अपने सत्र के अंत में लॉग आउट करना चाहिए ताकि अनधिकृत व्यक्तियों द्वारा उम्मीदवारों के विवरण से छेड़छाड़ या संशोधन नहीं किया जा सके।

The Password must be as per the following Password policy.  
 कुंजिका निर्धारित कुंजिका नीति के अनुसार होना चाहिए।

- Password must be 8 to 13 character long. कुंजिका 8 से 13 अक्षरों की होनी चाहिए।
- Password must have at least one Upper case alphabet. कुंजिका में कम से कम एक बड़े अक्षर शामिल होना चाहिए।
- Password must have at least one Lower case alphabet. कुंजिका में कम से कम एक छोटे अक्षर शामिल होना चाहिए।
- Password must have at least one numeric value. कुंजिका में कम से कम एक संख्या शामिल होना चाहिए।
- Password must have at least one special characters eg. @#%&'\*~. कुंजिका में कम से कम एक विशेष चर होना चाहिए जैसे @#%&'\*~.

**Disclaimer:**  
 This digital platform has been developed by NIC as per the requirements and rules of the concerned Public Examination Authorities (PEA). It works as per the requirements, rules, and regulations of the concerned user PEA. The data and processes are owned and managed by the concerned PEA. (Ver 1.0.136.2.0)



संबंधित बैंक से संपर्क करना होगा। यदि पुष्टि-पृष्ठ प्राप्त नहीं होता है तो उम्मीदवारों को एक और भुगतान/लेनदेन करना होगा।

**5. Important Instruction about PASSWORD**  
**कुंजिका के बारे में महत्वपूर्ण निर्देश:**

- During online form filling, candidate will be required to choose PASSWORD and Security Question and its Answer. Candidate is advised to record/remember their password for all future logins. ऑनलाइन आवेदन पत्र भरने के दौरान उम्मीदवारों को कुंजिका, सुरक्षा प्रश्न और उसके उत्तर का चयन करना होगा। उम्मीदवारों को भविष्य के सभी लॉग इन के लिए अपनी कुंजिका को रिकॉर्ड/याद रखने की सलाह दी जाती है।
- For subsequent logins, candidate will be able to login directly with their respective system generated Application Number and the chosen Password. बाद में लॉग इन के लिए उम्मीदवारों को सिस्टम जनित आवेदन संख्या और चुने गए कुंजिका के साथ सीधे लॉग इन करना होगा।
- Candidate is advised not to disclose or share their password with anybody. Neither NTA nor NIC will be responsible for violation or misuse of the password of a candidate. उम्मीदवारों को सलाह दी जाती है कि वह किसी के साथ अपनी कुंजिका साझा न करें। किसी उम्मीदवारों की कुंजिका के उल्लंघन या दुरुपयोग के लिए न तो एनटीए और न ही एनआईसी जिम्मेदार होगा। उम्मीदवारों को सलाह दी जाती है कि वह किसी के साथ अपनी कुंजिका साझा न करें।
- Candidate should remember to log out at the end of their session so that the particulars of the candidate cannot be tampered or modified by unauthorized persons. उम्मीदवारों को अपने सत्र के अंत में लॉग आउट करना चाहिए ताकि अनधिकृत व्यक्तियों द्वारा उम्मीदवारों के विवरण से छेड़छाड़ या संशोधन नहीं किया जा सके।

The Password must be as per the following Password policy.  
 कुंजिका निर्धारित कुंजिका नीति के अनुसार होना चाहिए।

- Password must be 8 to 13 character long. कुंजिका 8 से 13 अक्षरों की होनी चाहिए।
- Password must have at least one Upper case alphabet. कुंजिका में कम से कम एक बड़े अक्षर शामिल होना चाहिए।
- Password must have at least one Lower case alphabet. कुंजिका में कम से कम एक छोटे अक्षर शामिल होना चाहिए।
- Password must have at least one numeric value. कुंजिका में कम से कम एक संख्या शामिल होना चाहिए।
- Password must have at least one special characters eg. @#%&'\*~. कुंजिका में कम से कम एक विशेष चर होना चाहिए जैसे @#%&'\*~.

**6. How to reset your Password :** The following options are available to reset Password  
 अपना कुंजिका को रीसेट करने के लिए निम्नलिखित विकल्प उपलब्ध हैं।

- Using Security Question & its Answer you have chosen during Form Filling. फॉर्म भरने के दौरान अपने सुरक्षा प्रश्न एवं इसके उत्तर का उपयोग करें।
- Using a verification code sent via text message (SMS) to your Registered Mobile No. अपने पंजीकृत मोबाइल नंबर/ईमेल पर पाठ संदेश से भेजे सत्यापन कोड का उपयोग करें।
- Using a reset link sent via Email to your Registered Email address. अपने पंजीकृत ईमेल पते पर ईमेल से भेजे गए रीसेट लिंक का उपयोग करें।

7. The Application Number printed on the computer generated Confirmation Page must be mentioned in all such correspondences. It is therefore essential to note down the application number printed on the Confirmation Page.  
 कंप्यूटर जनित पुष्टि-पृष्ठ पर मुद्रित आवेदन संख्या का उल्लेख सभी संचार में किया जाएगा। इसलिए पुष्टि-पृष्ठ पर मुद्रित आवेदन संख्या को दर्ज/नोट करना आवश्यक है।

**Please read the instructions carefully and give your consent for below mentioned declaration**

I have downloaded the Information Bulletin of CUET (UG) 2025, read and understood all the instructions therein as well as those mentioned above, and will fill up the online Application Form for the CUET (UG) 2025 accordingly.

मैंने सूचना बुलेटिन (यूजी) 2025 के सूचना बुलेटिन को डाउनलोड कर लिया है, उसमें दिए गए सभी निर्देशों के साथ-साथ उपरोक्त सभी निर्देशों को पढ़ और समझ लिया है, और वदुत्तरार सीपुटी (यूजी) 2025 के लिए ऑनलाइन आवेदन पत्र भर रहा / रही हूँ।

[Click here to Proceed](#)

**Disclaimer:**  
 This digital platform has been developed by NIC as per the requirements and rules of the concerned Public Examination Authorities (PEA). It works as per the requirements, rules, and regulations of the concerned user PEA. The data and processes are owned and managed by the concerned PEA. (Ver 1.0.136.2.0)



### Step 3: Personal details page of the application form

Home

---

**व्यक्तिगत विवरण(Personal Details)**

कृपया मान्यता प्राप्त स्कूल परीक्षा बोर्ड द्वारा जारी कक्षा 10वीं उत्तीर्ण प्रमाणपत्र/मार्कशीट पर मुद्रित विवरण भरें। (Please fill details as printed on Class 10th Passing Certificate / Marksheet issued by recognized School Examination Board.)

अभ्यर्थी का नाम (Candidate's Name)	<input type="text"/>		
पिता / अभिभावक का नाम (Father's/Guardian's Name)	<input type="text"/>		
माता / अभिभावक का नाम (Mother's/Guardian's Name)	<input type="text"/>		
अभ्यर्थी की जन्म तिथि (Candidate's Date of Birth)	<input type="text" value="--Day--"/>	<input type="text" value="--Month--"/>	<input type="text" value="--Year--"/>
लिंग (Gender)	<input type="text" value="--Select--"/>		

---

**व्यक्तिगत विवरण की पुष्टि करें (Confirm Personal Details)**

उम्मीदवार के नाम की पुष्टि करें (Confirm Candidate's Name)	<input type="text"/>		
पिता/अभिभावक के नाम की पुष्टि करें (Confirm Father's/Guardian's Name)	<input type="text"/>		
माता/अभिभावक के नाम की पुष्टि करें (Confirm Mother's/Guardian's Name)	<input type="text"/>		
उम्मीदवार की जन्म तिथि की पुष्टि करें (Confirm Candidate Date of Birth)	<input type="text" value="--Day--"/>	<input type="text" value="--Month--"/>	<input type="text" value="--Year--"/>
लिंग (Confirm Gender)	<input type="text" value="--Select--"/>		

---

**वर्तमान पता (Present Address)**

पता (Premises No/ Name)	<input type="text"/>		
उप-स्थानीयता (Sub-Locality)(Optional)	<input type="text"/>		
स्थानीयता (Locality)	<input type="text"/>		
देश (Country)	<input type="text" value="--Select--"/>		
राज्य (State)	<input type="text" value="--Select--"/>		
जिला (District)	<input type="text" value="--Select--"/>		
पिन कोड (PIN Code)	<input type="text"/>		

---

**इलेक्ट्रॉनिक संचार पता (Electronic Communication Address)**

Please enter correct Email id and Mobile Number as OTP will be shared on these for verification.

ईमेल पता (Email Address)	<input type="text"/>		
Confirm Email Address	<input type="text"/>		
मोबाइल नंबर (Mobile Number)	<input type="text"/>	<input type="text"/>	<input type="text"/>
Confirm Mobile Number	<input type="text"/>	<input type="text"/>	<input type="text"/>
वैकल्पिक संपर्क नंबर (Alternate Contact No.) (Optional)	<input type="text"/>		

---

**स्थायी पता (Permanent Address)**

Same As Present Address

पता (Premises No/ Name)	<input type="text"/>		
उप-स्थानीयता (Sub-Locality)(Optional)	<input type="text"/>		
स्थानीयता (Locality)	<input type="text"/>		
देश (Country)	<input type="text" value="--Select--"/>		
राज्य (State)	<input type="text" value="--Select--"/>		
जिला (District)	<input type="text" value="--Select--"/>		
पिन कोड (PIN Code)	<input type="text"/>		

---

**Choose Password**

कुंजिका (Password)	<input type="password"/>		
कुंजिका की पुष्टि कीजिये (Confirm Password)	<input type="password"/>		
सुरक्षा प्रश्न (Security Question)	<input type="text" value="--Select--"/>		
सुरक्षा जवाब (Security Answer)	<input type="password"/>		

---

**CAPTCHA**

Enter CAPTCHA (case sensitive)

CAPTCHA

Submit

## Step 4: Review page of the online registration form

Home
Review Page - Online Registration Form

Review the following particulars carefully. If you would like to change any particulars entered, you may do so by pressing **EDIT REGISTRATION FORM** button or press **Submit and Send OTP** button.

### व्यक्तिगत विवरण(Personal Details)

अभ्यर्थी का नाम (Candidate's Name):	MAHESH	पिता / अभिभावक का नाम (Father's/Guardian's Name):	SURESH
माता / अभिभावक का नाम (Mother's/Guardian's Name):	ANITA	अभ्यर्थी का जन्म तिथि (Candidate's Date of Birth):	07-01-1992
लिंग (Gender):	Male		

### वर्तमान पता (Present Address)

पता (Premises No/ Name):	House No 73	उप-स्थानीयता (Sub-Locality)(Optional):	
स्थानीयता (Locality):	Delhi	देश (Country):	India
राज्य (State):	DELHI	ज़िला (District):	NEW DELHI
पिन कोड (PIN Code):	110002	ईमेल पता (Email Address):	
मोबाइल नंबर (Mobile Number):		वैकल्पिक संपर्क सूत्र (Alternate Contact No.) (Optional):	-

### स्थायी पता (Permanent Address)

पता (Premises No/ Name):	House No 76	उप-स्थानीयता (Sub-Locality)(Optional):	
स्थानीयता (Locality):		देश (Country):	India
राज्य (State):		ज़िला (District):	HAMBIA
पिन कोड (PIN Code):		ईमेल पता (Email Address):	

### पोर्टल खाता विवरण (Portal Account Details)

सुरक्षा प्रश्न (Security Question):	Which is the website frequently visit ?	उत्तर (Answer):	
-------------------------------------	---	-----------------	--

(Not shown due to security reasons)

### सत्यापित की जाने वाली विवरण वेकटिस्ट

कृपया नीचे सूचीबद्ध सभी विवरणों को सावधानीपूर्वक सत्यापन कर और सुनिश्चित करें कि आपने सत्यता बनाए रखते हुए परीक्षा काठे द्वारा जारी कक्षा 10वां पासिंग प्रमाणपत्र / मार्कशीट के अनुसार विवरण के साथ सही जानकारी भरी है। पंजीकरण फॉर्म जमा करने या परीक्षा के किली भी बाद के चरण में किली भी प्रकार के बदलाव की अनुमति नहीं दी जाएगी। Kindly verify all the particulars listed below carefully and ensure you have filled correct information with details as per Class 10th Passing Certificate / Marksheet issued by recognized School Examination Board. No Change will be permitted once Registration Form is Submitted or at any later stage of the examination.

मेरा नाम (My Name)
  पिता / अभिभावक का नाम (Father / Guardian Name)
  माता / अभिभावक का नाम (Mother / Guardian Name)
  जन्म तिथि (Date of Birth)

लिंग (Gender)
  पता (Address)
  मोबाइल नंबर (Mobile Number)
  ईमेल आईडी (Email ID)

### Declaration

I hereby declare that I have filled up this Online Application Form after carefully reading the information Bulletin and fully understanding the provisions/ procedure mentioned therein. I further declare that all the particulars given by me in this Form are true and correct to the best of my knowledge and belief. I agree that my result may be withheld or my candidature cancelled, in case it is found that false information has been furnished by me in this application. I shall abide by these terms and conditions as well as those laid down in the Information Bulletin, Public Notice, and Advisories issued by NTA regarding NEET (UG) - 2025 from time to time.

मैं घोषणा करता/करती हूँ कि मैंने सूचना विवरणिका को ध्यान से पढ़ने और उसमें उल्लिखित प्रावधानों/प्रक्रियाओं को पूरी तरह से समझने के बाद, ऑनलाइन पंजीकरण पर भरा है। मैं यह भी घोषणा करता/करती हूँ कि इस आवेदन पर मैंने सही जानकारी दी है। यदि भविष्य में किली भी समय यह पाया जाता है कि इस आवेदन पर मैंने सही जानकारी नहीं दी है तो मेरी परीक्षा रोकना या सफलतापूर्वक प्रोक्त नहीं किया जा सकता है या मेरी उम्मीदवारी रद्द की जा सकती है। मैं समय-समय पर नीट (युजी) - 2025 परीक्षा से सम्बंधित राष्ट्रीय परीक्षा एजेंसी द्वारा जारी सूचना विवरणिका, सार्वजनिक सूचना और सलाह में उल्लिखित नियमों और शर्तों का भली-भांति पालन करूंगा/करूंगी।

I Agree

EDIT Registration Form
Submit and Send OTP



## Step 5: SMS authentication page of the online application form

[Home](#)

### Review Page - Online Registration Form

Press '[Submit-Registration Form](#)' button for final submission of Registration Form.

#### व्यक्तिगत विवरण(Personal Details)

अभ्यर्थी का नाम (Candidate's Name):	MAHESH	पिता / अभिभावक का नाम (Father's/Guardian's Name):	SURESH
माता / अभिभावक का नाम (Mother's/Guardian's Name):	ANITA	अभ्यर्थी की जन्म तिथि (Candidate's Date of Birth):	07-01-1992
लिंग (Gender):	Male		

#### वर्तमान पता (Present Address)

पता (Premises No/ Name):	House No 73	उप-स्थानीयता (Sub-Locality)(Optional):	
स्थानीयता (Locality):	Delhi	देश (Country):	India
राज्य (State):	DELHI	जिला (District):	NEW DELHI
पिन कोड (PIN Code):	110002	ईमेल पता (Email Address):	
मोबाइल नंबर (Mobile Number):		वैकल्पिक संपर्क सूत्र (Alternate Contact No.) (Optional):	-

#### स्थायी पता (Permanent Address)

पता (Premises No/ Name):	House No 76	उप-स्थानीयता (Sub-Locality)(Optional):	
स्थानीयता (Locality):	Patel Nagar	देश (Country):	India
राज्य (State):	HIMACHAL PRADESH	जिला (District):	CHAMBA
पिन कोड (PIN Code):	201303		

#### पोर्टल खाता विवरण (Portal Account Details)

सुरक्षा प्रश्न (Security Question):	Which is the website you frequently visit ?	सुरक्षा जवाब (Security Answer):	(Not shown due to security reasons)	कुंजिका (Password):	(Not shown due to security reasons)
-------------------------------------	---	---------------------------------	-------------------------------------	---------------------	-------------------------------------

System just sent an OTP via text message (SMS) to Given Mobile No.

Enter One Time Password(OTP) ( Sent on Given Mobile No. -       )

Note: Didn't get the OTP on Mobile ? Sometimes it can take few minutes. If You haven't received OTP, Click [Resend OTP](#) to resend One Time Password (OTP) to your given Mobile No.

[Submit-Registration Form](#)



## Step 6: Generation of the application number and proceeding further for the completing the application form.

The screenshot shows a user interface with a top navigation bar containing 'Home', 'Change Password', and 'Logout'. On the right, it displays 'Name: Mahesh' and 'Application No: 250410000125'. The main content area is divided into two sections: 'Activities' on the left and 'Current Status' on the right. The 'Activities' section includes 'Registration Process', 'Fee Payment', and 'Application Form', with 'Registration Process' selected. Below it is a 'Verify Mobile No. & Email Id' section with 'Mobile No.- Verified' and 'Verify Email Id'. The 'Current Status' section contains a table with the following data:

Step	Status
Registration Process	Completed
Mobile Number Verification	Completed
Email Id Verification	Pending
Fee Payment	Pending
Application Form	Pending

Below the table, a message states: 'Your registration for National Eligibility Cum Entrance Test (UG) - 2025 is complete. Your application form will remain incomplete till you fill all the fields of application form and pay the fee. Please note down the Application No. for future references.' The application number '250410000125' is displayed, followed by the instruction 'Kindly fill application form by clicking on the button below.' and a 'Complete Application Form' button.


## Step 7: Application status page with the summary of completed and pending parts of the application form.

The screenshot shows a user interface with a top navigation bar containing 'Home', 'Change Password', and 'Logout'. On the right, it displays 'Name: Mahesh' and 'Application No: 250410000125'. The main content area is divided into two sections: 'Application Form Steps' on the left and 'Application Status' on the right. The 'Application Form Steps' section lists 10 steps, with '2. Register Personal Detail' selected. The 'Application Status' section contains a table with the following data:

Step	Status
1. Register Contact Details	Completed
2. Register Personal Detail	Pending
3. Register Identity Details	Pending
4. Register APAAR ID	Pending
5. Register Exam & Exam Center Details	Pending
6. Register Qualification Details	Pending
7. Register Additional Details	Pending
8. Register Emergency Contact Detail	Pending
9. Upload Documents	Pending
10. Final Submit	Pending


Below the table, the application number '250410000125' is displayed. A yellow highlighted instruction reads: 'Click on button below to proceed further and complete your application form.' Below this is a 'Register Personal Detail' button.

## Step 8: Personal credentials page in the application form



**Department of Higher Education**  
Ministry of Education  
Government of India

**Public Examinations Management Platform**  
**DEMO Common University Entrance Test**  
CUET UG - 2025



**राष्ट्रीय परीक्षा एजेंसी**  
**National Testing Agency**  
Excellence in Assessment

Home | Change Password | Logout
Name: DEEPALI CHUGH | Application No: 253510000045

**Application Form Steps**

1. Register Contact Details
2. Register Personal Details
3. Register Identity Details
4. Register APAR ID
5. Apply For Exam and Select Test Paper
6. Register Qualification Details
7. Register Additional Details
8. Register Emergency Contact Details
9. Upload Documents
10. Final Submit

**व्यक्तिगत विवरण (Personal Details)**

अभ्यर्थी का नाम (Candidate's Name)

अभ्यर्थी की जन्म तिथि (Candidate's Date of Birth)

लिंग (Gender)

पिता / अभिभावक का नाम (Father's / Guardian's Name)

माता / अभिभावक का नाम (Mother's / Guardian's Name)

राष्ट्रियता (Nationality)

राज्य का निवास (State of Domicile)

**सामाजिक श्रेणी विवरण (Social Category Details)**

श्रेणी (Category)

श्रेणी की पुष्टि करें (Confirm Category)

क्या आपके पास किसी अधिकृत सरकारी कार्यालय द्वारा जारी किया गया मान्य और सक्रिय श्रेणी प्रमाण पत्र है? (Do you have a valid and live category certificate issued by an authorized Government Office?)

श्रेणी प्रमाणपत्र आवेदन रसीद संख्या (Category Certificate Application receipt number)


आवेदन की तिथि (Date on which it is applied) (DDMMYYYY)

प्राधिकारी का नाम जहां श्रेणी प्रमाणपत्र के लिए आवेदन किया गया है (Name of authority where applied for category certificate)

**विकलांगता विवरण (Disability Details)**

क्या आप एक PwD / PwBD उम्मीदवार हैं जिन्होंने पास सरकार के मेडिकल बोर्ड द्वारा जारी मान्य और सक्रिय विकलांगता प्रमाण पत्र है? (Are you a PwD / PwBD candidate having a valid and live Disability Certificate issued by Medical Board of Govt?)

Disclaimer: This digital platform has been developed by NIC as per the requirements and rules of the concerned Public Examination Authorities (PEA). It works as per the requirements, rules, and regulations of the concerned user PEA. The data and processes are owned and managed by the concerned PEA. (Ver 1.0.130.2.0)



श्रेणी (Category)

श्रेणी की पुष्टि करें (Confirm Category)

क्या आपके पास किसी अधिकृत सरकारी कार्यालय द्वारा जारी किया गया मान्य और सक्रिय श्रेणी प्रमाण पत्र है? (Do you have a valid and live category certificate issued by an authorized Government Office?)

श्रेणी प्रमाणपत्र आवेदन रसीद संख्या (Category Certificate Application receipt number)

आवेदन की तिथि (Date on which it is applied) (DDMMYYYY)

प्राधिकारी का नाम जहां श्रेणी प्रमाणपत्र के लिए आवेदन किया गया है (Name of authority where applied for category certificate)

**विकलांगता विवरण (Disability Details)**

क्या आप एक PwD / PwBD उम्मीदवार हैं जिन्होंने पास सरकार के मेडिकल बोर्ड द्वारा जारी मान्य और सक्रिय विकलांगता प्रमाण पत्र है? (Are you a PwD / PwBD candidate having a valid and live Disability Certificate issued by Medical Board of Govt?)

**अन्य विवरण (Other Details)**

क्या आपको मधुमेह है? (Are You Diabetic?)

निवास की जगह (Place of Residence)

वार्षिक पारिवारिक आय (Annual Family Income)

अल्पसंख्यक के हैं (Belongs to Minority)

धार्मिक अल्पसंख्यक (Religious Minority)


रक्षा कर्मिक / भूदाख्त सैनिकों के प्रतिगणित (Ward of Defence Personnel / Ex-Servicemen)

एनसीसी कोटा के लिए दावा (Claim for NCC Quota)

खेल कोटा के लिए दावा (Claim for Sports Quota)


**CAPTCHA**

Enter CAPTCHA as shown below (case sensitive)


CAPTCHA 

[Save & Next](#)


Disclaimer: This digital platform has been developed by NIC as per the requirements and rules of the concerned Public Examination Authorities (PEA). It works as per the requirements, rules, and regulations of the concerned user PEA. The data and processes are owned and managed by the concerned PEA. (Ver 1.0.130.2.0)



## Step 9: Mode of Identity verification page of the candidate application form

 **Department of Higher Education**  
Ministry of Education  
Government of India

**Public Examinations Management Platform**  
DEMO Common University Entrance Test  
CUET UG - 2025

 राष्ट्रीय परीक्षा एजेंसी  
National Testing Agency  
Excellence in Assessment

Home Change Password Logout


**Application Form Steps**

- 1. Register Contact Details
- 2. Register Personal Details
- 3. Register Identity Details
- 4. Register APAAR ID
- 5. Apply For Exam and Select Test Paper
- 6. Register Qualification Details
- 7. Register Additional Details
- 8. Register Emergency Contact Details
- 9. Upload Documents
- 10. Final Submit


PAN Card Number as your Identification was submitted on 19/02/2025.  
If you want to verify using your Aadhaar Number or DigiLocker, please select 'Update' Otherwise, click 'Skip & Proceed'.

पैन कार्ड नंबर पहचान के रूप में 19/02/2025 को दिया गया था।  
यदि आप आधार नंबर या डिजिटलॉकर का उपयोग करके अपनी पहचान सत्यापित करना चाहते हैं, तो कृपया 'Update' चुनें अन्यथा, 'Skip and Proceed' पर क्लिक करें।


Disclaimer:  
This digital platform has been developed by NIC as per the requirements and rules of the concerned Public Examination Authorities (PEA). It works as per the requirements, rules, and regulations of the concerned user PEA. The data and processes are owned and managed by the concerned PEA. (Ver 1.0.136.2.0)

 **NIC** राष्ट्रीय  
National  
Informatics  
Centre

## Step 10: Entering the APAAR ID of the candidate

 **Department of Higher Education**  
Ministry of Education  
Government of India

**Public Examinations Management Platform**  
DEMO Common University Entrance Test  
CUET UG - 2025

 राष्ट्रीय परीक्षा एजेंसी  
National Testing Agency  
Excellence in Assessment

Home Change Password Logout


**Application Form Steps**

- 1. Register Contact Details
- 2. Register Personal Details
- 3. Register Identity Details
- 4. Register APAAR ID
- 5. Apply For Exam and Select Test Paper
- 6. Register Qualification Details
- 7. Register Additional Details
- 8. Register Emergency Contact Details
- 9. Upload Documents
- 10. Final Submit

**आप आईडी (APAAR ID)**

Do you have APAAR ID?  
आप आपके पास आप आईडी है?

Disclaimer:  
This digital platform has been developed by NIC as per the requirements and rules of the concerned Public Examination Authorities (PEA). It works as per the requirements, rules, and regulations of the concerned user PEA. The data and processes are owned and managed by the concerned PEA. (Ver 1.0.136.2.0)

 **NIC** राष्ट्रीय  
National  
Informatics  
Centre

# Step 11: Examination center and question paper medium details page of the application form.

Home Change Password Logout

### Application Form Steps

1. Register Contact Details
2. Register Personal Details
3. Register Identity Details
4. Register APAAR ID
- 5. Apply For Exam and Select Test Paper**
6. Register Qualification Details
7. Register Additional Details
8. Register Emergency Contact Details
9. Upload Documents
10. Final Submit

### परीक्षा के लिए चयन करें (Select for Exam)

नोट -

1. टेस्ट पेपर का चयन करने से पहले <https://cuet.nta.nic.in/> पर यूनिवर्सिटी टेब के अंतर्गत यूनिवर्सिटी (यूजी) परीक्षा में भाग लेने वाले विभिन्न विश्वविद्यालयों द्वारा प्रस्तुत पाठ्यक्रम की रूची देखें।
2. आप भाषाओं और सामान्य योग्यता परीक्षण सहित अधिकतम 05 टेस्ट पेपर चुन सकते हैं। कम से कम एक भाषा का चयन करना अनिवार्य है।
3. यदि आप संस्कृत या (केवल) भाषा विषय चुन रहे हैं तो कृपया प्रश्न माध्यम में 'विषय विशिष्ट' चुनें।

Note -

1. Before selecting test papers, check the list of courses offered by various universities participating in CUET (UG) exam under the Universities tab at <https://cuet.nta.nic.in/>.
2. You can choose a maximum 05 Test Papers including languages and General Aptitude Test. It is advisable to select at least one language.
3. If you are choosing Sanskrit or language subjects (only) then please select 'Subject Specific' in the Question Paper Medium.

परीक्षा के लिए चयन करें (Select for Exam)

CUET UG

परीक्षण पत्र (Test Papers)

- 101 - English (Language)
- 102 - Hindi (Language)
- 103 - Assamese (Language)
- 104 - Bengali (Language)
- 105 - Gujarati (Language)
- 106 - Kannada (Language)
- 107 - Malayalam (Language)
- 108 - Marathi (Language)
- 109 - Odia (Language)
- 110 - Punjabi (Language)
- 111 - Tamil (Language)
- 112 - Telugu (Language)
- 113 - Urdu (Language)

Disclaimer:

This digital platform has been developed by NIC as per the requirements and rules of the concerned Public Examination Authorities (PEA). It works as per the requirements, rules, and regulations of the concerned user PEA. The data and processes are owned and managed by the concerned PEA. (Ver 1.0.136.2.0)

- 318 - Mass Media / Mass Communication (Domain)
- 319 - Mathematics / Applied Mathematics (Domain)
- 320 - Performing Arts - (Dance, Drama and Music) (Domain)
- 321 - Physical Education (Domain)
- 322 - Physics (Domain)
- 323 - Political Science (Domain)
- 324 - Psychology (Domain)
- 325 - Sanskrit (Domain)
- 326 - Sociology (Domain)

डोमेन विषयों के लिए प्रश्न पत्र का माध्यम (Question Paper Medium for Domain Subjects)

English

परीक्षा राज्य / शहर प्रस्तावित करें (Exam State / City-1st choice)

ANDAMAN AND NICOBAR ISLANDS

PORT BLAIR

परीक्षा राज्य / शहर दूसरा विकल्प (Exam State / City-2nd choice)

WEST BENGAL

HOWRAH

परीक्षा राज्य / शहर तीसरा विकल्प (Exam State / City-3rd choice)

MEGHALAYA

TURA

परीक्षा राज्य / शहर चौथा विकल्प (Exam State / City-4th choice)

ARUNACHAL PRADESH

NAHARLAGUN

पिता / अभिभावक व्यवसाय (Father's / Guardian's Occupation)

GOVERNMENT SERVICE

पिता / अभिभावक योग्यता (Father's / Guardian's Qualification)

POST GRADUATE

माता / अभिभावक व्यवसाय (Mother's / Guardian's Occupation)

GOVERNMENT SERVICE

माता / अभिभावक योग्यता (Mother's / Guardian's Qualification)

POST GRADUATE

CAPTCHA

Enter CAPTCHA as shown below (case sensitive)

CAPTCHA


91D175

Save & Next

Disclaimer:


This digital platform has been developed by NIC as per the requirements and rules of the concerned Public Examination Authorities (PEA). It works as per the requirements, rules, and regulations of the concerned user PEA. The data and processes are owned and managed by the concerned PEA. (Ver 1.0.136.2.0)

## Step 12: Entering the qualification details of the candidate



Department of Higher Education  
Ministry of Education  
Government of India

Public Examinations Management Platform  
DEMO Common University Entrance Test  
CUET UG - 2025



राष्ट्रीय परीक्षा एजेंसी  
National Testing Agency  
Excellence in Assessment

Home
Change Password
Logout

**Application Form Steps**

1. Register Contact Details
2. Register Personal Details
3. Register Identity Details
4. Register APAAR ID
5. Apply For Exam and Select Test Paper
6. Register Qualification Details
7. Register Additional Details
8. Register Emergency Contact Details
9. Upload Documents
10. Final Submit

**शैक्षिक विवरण (Educational Details)**

**10th or equivalent (details as per Class 10th board marksheet) Qualification Details**

<b>उत्तीर्ण की स्थिति (Pass Status)</b>	<b>उत्तीर्ण / सम्मिलित होने का वर्ष (Year of Passing / Appearing)</b>	
Passed	2020	
<b>योग्यता परीक्षा (Qualifying Exam)</b>	<b>स्कूल का स्थान (Place of School)</b>	
10th or Equivalent	Rural	
<b>स्कूल / कॉलेज का प्रकार (Type of School / College)</b>	<b>योग्यता परीक्षा राज्य (Qualifying Examination State)</b>	
Government School	MADHYA PRADESH	
<b>योग्यता परीक्षा जिला (Qualifying Examination District)</b>	<b>स्कूल बोर्ड (School Board)</b>	
LUJAIN	CENTRAL BOARD OF SECONDARY EDUCATION	
<b>परिणाम मोड (Result Mode)</b>		
Percentage		
<b>Total Marks</b>	<b>Obtained Marks</b>	<b>Marks(%)</b>
1200	1000	83.33
<b>रोल नंबर (Roll Number)</b>		<b>स्कूल / कॉलेज का नाम और पता (School / College Name &amp; Address)</b>
123456789		ABC SCHOOL
<b>स्कूल / कॉलेज पिनकोड (School / College PIN Code)</b>		
110020		

**12th or equivalent (details as per Class 12th board marksheet) Qualification Details**


<b>उत्तीर्ण की स्थिति (Pass Status)</b>	<b>उत्तीर्ण / सम्मिलित होने का वर्ष (Year of Passing / Appearing)</b>	
Passed	2024	
<b>योग्यता परीक्षा (Qualifying Exam)</b>	<b>स्कूल का स्थान (Place of School)</b>	
Class 12th or equivalent	Rural	
<b>स्कूल / कॉलेज का प्रकार (Type of School / College)</b>	<b>योग्यता परीक्षा राज्य (Qualifying Examination State)</b>	
Government School	JAMMU AND KASHMIR	
<b>योग्यता परीक्षा जिला (Qualifying Examination District)</b>	<b>स्कूल बोर्ड (School Board)</b>	
RAJOURI	CENTRAL BOARD OF SECONDARY EDUCATION	
<b>परिणाम मोड (Result Mode)</b>		
CGPA		
<b>Maximum Grade Point</b>	<b>CGPA Obtained</b>	<b>CGPA</b>
10	8	8
<b>रोल नंबर (Roll Number)</b>		<b>स्कूल / कॉलेज का नाम और पता (School / College Name &amp; Address)</b>
987456321		XYZABC
<b>स्कूल / कॉलेज पिनकोड (School / College PIN Code)</b>		
110020		

**CAPTCHA**

Enter CAPTCHA as shown below (case sensitive)


CAPTCHA

47310E




Save & Next

## Step 13: Entering Additional Details pertaining to twin status and previous CUET (UG) 2025 examinations



Department of Higher Education  
Ministry of Education  
Government of India

Public Examinations Management Platform  
DEMO Common University Entrance Test  
CUET UG - 2025



राष्ट्रीय परीक्षा एजेंसी  
National Testing Agency  
Confidence & Assessment

Home
Change Password
Logout

**Application Form Steps**


1. Register Contact Details
2. Register Personal Details
3. Register Identity Details
4. Register APAAR ID
5. Apply For Exam and Select Test Paper
6. Register Qualification Details
7. Register Additional Details
8. Register Emergency Contact Details
9. Upload Documents
10. Final Submit

**अतिरिक्त जानकारीयां (Additional Details)**

क्या आप जुड़वा हैं और दोनों सीपूईटी (यूजी) 2025 के लिए आवेदन कर रहे हैं? (Are you a Twin and both applying for CUET (UG) 2025?)


**CAPTCHA**

Enter CAPTCHA as shown below (case sensitive)

CAPTCHA: 571Y4V 


[Save & Next](#)

**Disclaimer:**  
This digital platform has been developed by NIC as per the requirements and rules of the concerned Public Examination Authorities (PEA). It works as per the requirements, rules, and regulations of the concerned user PEA. The data and processor are owned and managed by the concerned PEA. (Ver 1.0.136.2.0)




राष्ट्रीय परीक्षा एजेंसी  
National Testing Agency  
Confidence & Assessment

## Step 14: Entering the Emergency Contact Details of the parents or guardians



Department of Higher Education  
Ministry of Education  
Government of India

Public Examinations Management Platform  
DEMO Common University Entrance Test  
CUET UG - 2025



राष्ट्रीय परीक्षा एजेंसी  
National Testing Agency  
Confidence & Assessment

Home
Change Password
Logout

Name: DEEPAI CHUGH
Application No: 253510000045

**Application Form Steps**

1. Register Contact Details
2. Register Personal Details
3. Register Identity Details
4. Register APAAR ID
5. Apply For Exam and Select Test Paper
6. Register Qualification Details
7. Register Additional Details
8. Register Emergency Contact Details
9. Upload Documents
10. Final Submit

**माता-पिता / अभिभावक का आपातकालीन संपर्क विवरण (Emergency Contact Details of Parent's / Guardian's)**

देश कोड (Country Code):


मोबाइल नंबर (Mobile Number):

ईमेल पता (Email Address):

Emergency Contact Details of Parent / Guardian is already verified.  
माता-पिता/अभिभावक का आपातकालीन संपर्क विवरण पहले से ही सत्यापित है।

[Next](#)

**Disclaimer:**  
This digital platform has been developed by NIC as per the requirements and rules of the concerned Public Examination Authorities (PEA). It works as per the requirements, rules, and regulations of the concerned user PEA. The data and processes are owned and managed by the concerned PEA. (Ver 1.0.136.2.0)



राष्ट्रीय परीक्षा एजेंसी  
National Testing Agency  
Confidence & Assessment

## Step 15: Authentication of the emergency details (Mobile Number and Email)

Home
Change Password
Logout

**Application Form Steps**

1. Register Contact Details
2. Register Personal Detail
3. Register Identity Details
4. Register APAAR ID
5. Register Exam & Exam Center Details
6. Register Qualification Details
7. Register Additional Details
8. Register Emergency Contact Detail
9. Upload Documents
10. Final Submit

सिस्टम ने अभी आपके द्वारा दिए गए मोबाइल नंबर और ईमेल आईडी पर पाठ संदेश बन दाहम पासवर्ड (ओटीपी) भेजा है।  
(System just sent a One Time Password (OTP) via text message (SMS) and Email on given Mobile Number and email Id.)

मोबाइल नंबर या ईमेल संपादित करने के लिए बाईं ओर 'आपातकालीन संपर्क विवरण पंजीकृत करें' लिंक पर क्लिक करें।  
(If you wish to edit the mobile and email then click on 'Register Emergency Contact Details' step link given on left side.)

Country Name :

मोबाइल नंबर (Mobile Number) :

ईमेल पता (Email Address) :

मोबाइल के लिए वन टाइम पासवर्ड (ओटीपी) दर्ज करें (Enter One Time Password (OTP) For Mobile)

Required? Required?

ईमेल के लिए वन टाइम पासवर्ड (ओटीपी) दर्ज करें (Enter One Time Password (OTP) For Email)

Verify & Next

टिप्पणी: पाठ संदेश नहीं मिला? कभी कभी इसमें 15 मिनट तक लग सकते हैं। यदि इससे अधिक समय हो गया है, तो दिए गए मोबाइल नंबर और ईमेल आईडी पर पाठ संदेश (रिसेण्ड कोड) के माध्यम से वन टाइम पासवर्ड (ओटीपी) फिर से भेजने के लिए **रिसेण्ड कोड** क्लिक करें।  
(Note: Didn't get the text message? Sometimes it can take up to 15 minutes. If it's been longer than that, Click **RESEND CODE** to resend One Time Password (OTP) via text message (SMS) on your given Mobile No and Email Id.)

## Step 16: Uploading of the necessary documents by the candidate

**Department of Higher Education**  
Ministry of Education  
Government of India

**Public Examinations Management Platform**

**DEMO Common University Entrance Test**

CUET UG - 2025

राष्ट्रीय परीक्षा एजेंसी  
National Testing Agency  
Examinations

Home
Change Password
Logout

Name: DEEPAU CHUGH
Application No: 253510000045

**Application Form Steps**

1. Register Contact Details
2. Register Personal Details
3. Register Identity Details
4. Register APAAR ID
5. Apply For Exam and Select Test Paper
6. Register Qualification Details
7. Register Additional Details
8. Register Emergency Contact Details
9. Upload Documents
10. Final Submit

**दस्तावेज़ अपलोड (Document Upload)**

Please make sure that all submitted documents adhere to the specifications mentioned in the table below.  
कृपया सुनिश्चित करें कि सभी दस्तावेज़ नीचे दी गई तालिका में उल्लिखित विविधताओं का पालन करते हैं।

S.No.	Required Document	Document Specifications	Upload	Action	View
1	पासपोर्ट आकार की फोटो (दिनांक के साथ 80% चेहरे के साथ) (Passport Size Photograph with 80% face without mask)	File Name: DE_PHOTO Document Format: JPG/JPEG Min Size (KB): 10 Max Size (KB): 200	<input type="button" value="Choose File"/> No file chosen		<a href="#">Click here to view uploaded document</a>
2	हस्ताक्षर (Signature)	File Name: DE_SIGNATURE Document Format: JPG/JPEG Min Size (KB): 10 Max Size (KB): 50	<input type="button" value="Choose File"/> No file chosen		<a href="#">Click here to view uploaded document</a>

Save & Next

**Disclaimer:**  
This digital platform has been developed by NIC as per the requirements and rules of the concerned Public Examination Authorities (PEA). It works as per the requirements, rules, and regulations of the concerned user PEA. The data and processes are owned and managed by the concerned PEA (Ver 1.0.135.2.0)

एन आई सी  
National Informatics Centre

## Step 17: Review page of the online application form

### Application Form Steps

1. Register Contact Details
2. Register Personal Details
3. Register Identity Details
4. Register APAAR ID
5. Apply For Exam and Select Test Paper
6. Register Qualification Details
7. Register Additional Details
8. Register Emergency Contact Details
9. Upload Documents
10. Final Submit

### Review Page - Online Application Form

Review the following particulars carefully. If you would like to change any particulars entered, you may do so by using 'Left Links' button or press 'FINAL SUBMISSION OF APPLICATION' button for final submission.

#### व्यक्तिगत विवरण(Personal Details)

उम्मीदवार का नाम (Candidate's Name):	
अभ्यर्थी की जन्म तिथि (Candidate's Date of Birth):	05-11-1996
लिंग (Gender):	Third Gender
पिता / अभिभावक का नाम (Father's / Guardian's Name):	
माता / अभिभावक का नाम (Mother's / Guardian's Name):	
राज्य का निवास (State of Domicile):	BIHAR
श्रेणी (Category):	SC
क्या आपके पास किसी अधिकृत सरकारी कार्यालय द्वारा जारी किचा गया मान्य और सक्रिय श्रेणी प्रमाण पत्र है (Do you have a valid and live category certificate issued by an authorized Government Office?):	No - I have applied but awaiting the certificate
श्रेणी प्रमाणपत्र आवेदन रसीद संख्या (Category Certificate Application receipt number):	ABC1234
आवेदन की तिथि (Date on which it is applied) (DD/MM/YYYY):	12/12/2024
प्राधिकारी का नाम जहाँ श्रेणी प्रमाणपत्र के लिए आवेदन किया गया है (Name of authority where applied for category certificate):	MCD
क्या आप एक PwD / PwBD उम्मीदवार हैं जिन्हें एक वैध और जीवित निवृत्ति प्रमाणपत्र द्वारा जारी मान्य और सक्रिय विकलांगता प्रमाण पत्र है: (Are you a PwD / PwBD candidate having a valid and live Disability Certificate issued by Medical Board of Govt?):	No
क्या आपको मधुमेह है? (Are You Diabetic?):	No
निवास की जगह (Place of Residence):	Urban
वार्षिक पारिवारिक आय (Annual Family Income):	RS. 800001 AND ABOVE
अल्पसंख्यक के हैं (Belongs to Minority):	Yes
धार्मिक अल्पसंख्यक (Religious Minority):	Sikh
राष्ट्रियता (Nationality):	Indian
रक्षा कर्मीक / भूतपूर्व सैनिकों के प्रतिपालित (Ward of Defence Personnel / Ex-Servicemen):	No
एनसीसी कोटा के लिए दावा (Claim for NCC Quota):	No
खेल कोटा के लिए दावा (Claim for Sports Quota):	No
पहचान सत्यापित (Identity Verified)	PAN Card Number
अपार आईडी (APAAR ID)	No

#### परीक्षा के लिए चयन करें (Select for Exam)

परीक्षा के लिए चयन करें (Select for Exam): CUET UG

Disclaimer: This digital platform has been developed by NIC as per the requirements and rules of the concerned Public Examination Authorities (PEA). It works as per the requirements, rules, and regulations of the concerned user PEA. The data and processes are owned and managed by the concerned PEA. (Ver 1.0.136.2.6)



#### परीक्षा के लिए चयन करें (Select for Exam)

परीक्षा के लिए चयन करें (Select for Exam):	CUET UG
परीक्ष्य पत्र (Test Papers):	<input type="checkbox"/> 305 - Business Studies (Domain) <input type="checkbox"/> 306 - Chemistry (Domain)
डोमेन विषयों के लिए पत्र का माध्यम (Question Paper Medium for Domain Subjects):	English
परीक्षा राज्य / शहर-महला विकल्प (Exam State / City-1st choice):	PORT BLAIR (ANDAMAN AND NICOBAR ISLANDS)
परीक्षा राज्य / शहर-दूसरा विकल्प (Exam State / City-2nd choice):	HOWRAH (WEST BENGAL)
परीक्षा राज्य / शहर-तीसरा विकल्प (Exam State / City-3rd choice):	TURA (MEGHALAYA)
परीक्षा राज्य / शहर-चौथा विकल्प (Exam State / City-4th choice):	NAHARILAGUN (ARUNACHAL PRADESH)
पिता / अभिभावक व्यवसाय (Father's / Guardian's Occupation):	GOVERNMENT SERVICE
पिता / अभिभावक योग्यता (Father's / Guardian's Qualification):	POST GRADUATE
माता / अभिभावक व्यवसाय (Mother's / Guardian's Occupation):	GOVERNMENT SERVICE
माता / अभिभावक योग्यता (Mother's / Guardian's Qualification):	POST GRADUATE

#### 10th or equivalent (details as per Class 10th board marksheet) Qualification Details

उत्तीर्ण की स्थिति (Pass Status):	Passed	उत्तीर्ण / सम्मिलित होने का वर्ष (Year of Passing / Appearing):	2020
स्कूल का स्थान (Place of School):	Rural	योग्यता परीक्षा (Qualifying Exam):	10th or Equivalent
स्कूल / कॉलेज का प्रकार (Type of School / College):	Government School	योग्यता परीक्षा राज्य (Qualifying Examination State):	MADHYA PRADESH
योग्यता परीक्षा जिला (Qualifying Examination District):	UJJAIN	स्कूल बोर्ड (School Board):	CENTRAL BOARD OF SECONDARY EDUCATION
परिणाम मोड (Result Mode):	Percentage	Obtained Marks:	1000
Total Marks:	1200	Marks(%):	83.33
रोल नंबर (Roll Number):	123456789	स्कूल / कॉलेज का नाम और पता (School / College Name & Address):	ABC SCHOOL
स्कूल / कॉलेज पिनकोड (School / College PIN Code):	110020		

#### 12th or equivalent (details as per Class 12th board marksheet) Qualification Details

Disclaimer: This digital platform has been developed by NIC as per the requirements and rules of the concerned Public Examination Authorities (PEA). It works as per the requirements, rules, and regulations of the concerned user PEA. The data and processes are owned and managed by the concerned PEA. (Ver 1.0.136.2.6)





12th or equivalent (details as per Class 12th board marksheet) Qualification Details	
उत्तीर्ण की स्थिति (Pass Status) : Passed	उत्तीर्ण / सम्मिलित होने का वर्ष (Year of Passing / Appearing) : 2024
स्कूल का स्थान (Place of School) : Rural	योग्यता परीक्षा (Qualifying Exam) : Class 12th or equivalent
स्कूल / कॉलेज का प्रकार (Type of School / College) : Government School	योग्यता परीक्षा राज्य (Qualifying Examination State) : JAMMU AND KASHMIR
योग्यता परीक्षा विभाग (Qualifying Examination District) : RAJOURI	स्कूल बोर्ड (School Board) : CENTRAL BOARD OF SECONDARY EDUCATION
परिणाम मोड (Result Mode) : CGPA	Maximum Grade Point : 10
CGPA Obtained : 8	CGPA : 8
रोल नंबर (Roll Number) : 987456321	स्कूल / कॉलेज का नाम और पता (School / College Name & Address) : XYZABC
स्कूल / कॉलेज पिनकोड (School / College PIN Code) : 110020	
अतिरिक्त जानकारी (Additional Details)	
क्या आप जुड़वा हैं और दोनों सीजुईटी (दुप्ली) 2025 के लिए आवेदन कर रहे हैं (Are you a Twin and both applying for CUET (UG) 2025) ? No	
वर्तमान पता (Present Address)	
पता (Premises No/ Name)	2185 BASTI JULLHAN SADAR BAZAR
उप-स्थानीयता (Sub-Locality)	
स्थानीयता (Locality)	TAMIL NADU
देश (Country)	India
राज्य (State)	WEST BENGAL
ज़िला (District)	COOCHBEHAR
पिन कोड (PIN Code)	110020
ईमेल पता (Email Address)	
मोबाइल नंबर (Mobile Number)	
वैकल्पिक संपर्क सूत्र (Alternate Contact No.) (Optional)	NA
स्थायी पता (Permanent Address)	
पता (Premises No/ Name)	2185 BASTI JULLHAN SADAR BAZAR
उप-स्थानीयता (Sub-Locality)	
स्थानीयता (Locality)	TAMIL NADU
देश (Country)	India
राज्य (State)	WEST BENGAL

Disclaimer: This digital platform has been developed by NIC as per the requirements and rules of the concerned Public Examination Authorities (PEA). It works as per the requirements, rules, and regulations of the concerned user PEA. The data and processes are owned and managed by the concerned PEA. (Ver 1.0.136.2.0)



पिन कोड (PIN Code)	110020	
माता-पिता / अभिभावक का आपातकालीन संपर्क विवरण (Emergency Contact Details of Parent / Guardian)		
देश कोड (Country Code)	India	
मोबाइल नंबर (Mobile Number)	91-782444325	
ईमेल पता (Email Address)	SAN****@NTA.AC.IN	
स्केन की गई फ़ाइलें अपलोड करें (Upload Scanned Files)		
Sr.No	Document	Display
1	पासपोर्ट आकार की फोटो (बिना मास्क के 80% चेहरे के साथ) (Passport Size Photograph (with 80% face without mask))	
2	हस्ताक्षर (Signature)	

**Confirm !!**

Are you sure you want to submit the application form ?

संस्थापित की जाने वाली विवरणों के लिए (Particulars of Institution to be filled up)

कृपया नीचे सूचीबद्ध सभी विवरणों को ध्यान से सत्यापित करें। (Please verify all the particulars listed below carefully. Once submitted Application Form finally, changes can not be made.)

<input checked="" type="checkbox"/> मेरा नाम (My Name)	<input checked="" type="checkbox"/> पिता / अभिभावक का नाम (Father/Guardian Name)
<input checked="" type="checkbox"/> माता / अभिभावक का नाम (Mother/Guardian Name)	<input checked="" type="checkbox"/> जन्म तिथि (Date of Birth)
<input checked="" type="checkbox"/> लिंग (Gender)	<input checked="" type="checkbox"/> श्रेणी (Category)
<input checked="" type="checkbox"/> प्रश्न पत्र माध्यम (Question Paper Medium)	<input checked="" type="checkbox"/> परीक्षा शहर (Examination Cities)
<input checked="" type="checkbox"/> शैक्षणिक विवरण (Educational Details)	<input checked="" type="checkbox"/> संपर्क जानकारी (Contact Details)
<input checked="" type="checkbox"/> दस्तावेज अपलोड (Document Uploads)	

**Declaration**

I hereby declare that I have filled up this Online Application Form after carefully reading the Information Bulletin and fully understanding the provisions/ procedures mentioned therein. I further declare that all the particulars given by me in this Form are true and correct to the best of my knowledge and belief. I agree that my result may be withheld or my candidature cancelled, in case it is found that false information has been furnished by me in this application. I shall abide by these terms and conditions as well as those laid down in the Information Bulletin, Public Notices, and Advisories issued by NTA regarding CUET (UG) - 2025 from time to time.

मैं घोषणा करता/करती हूँ कि मैंने सूचना विवरणों को ध्यान से पढ़ने और उनमें उल्लिखित प्रावधानों/प्रक्रियाओं को पूरी तरह से समझने के बाद, अंतिम/अंतिम रूप में भरवाया है। मैं यह भी घोषणा करता/करती हूँ कि इस आवेदन पत्र में मेरे द्वारा दिए गए सभी विवरण सही हैं। यदि भविष्य में किसी भी समय यह पाया जाता है कि इस आवेदन पत्र में मेरे द्वारा दी गई कोई भी जानकारी सही नहीं है तो मेरा परिणाम रोकना या रद्द करना है/परिणाम रोकना या रद्द करना है या मेरी उम्मीदवारी रद्द की जा सकती है। मैं समझ-समझ पर सीजुईटी (दुप्ली) 2025 परीक्षा से सम्बंधित राष्ट्रीय परीक्षा एजेंसी द्वारा जारी सूचना विवरणों, सार्वजनिक सूचना और सलाह में उल्लिखित नियमों और शर्तों का ध्यान से पालन करूंगा/करूंगी।


I Agree

**Final Submission of Application**

Disclaimer: This digital platform has been developed by NIC as per the requirements and rules of the concerned Public Examination Authorities (PEA). It works as per the requirements, rules, and regulations of the concerned user PEA. The data and processes are owned and managed by the concerned PEA. (Ver 1.0.136.2.0)




## Step 18: Current Status of the application form



Department of Higher Education  
Ministry of Education  
Government of India

Public Examinations Management Platform  
**DEMO Common University Entrance Test**  
CUET UG - 2025



राष्ट्रीय परीक्षा एजेंसी  
National Testing Agency

**Activities**

- Registration Process
- View Application Form
- Fee Payment

**Verify Mobile No. & Email Id**

- Mobile No - Verified
- Verify Email Id

**Current Status**

Registration Process	<span style="color: green;">✔ Completed</span>
Mobile Number Verification	<span style="color: green;">✔ Completed</span>
Email Id Verification	<span style="color: red;">⊘ Pending</span>
Application Form	<span style="color: green;">✔ Completed</span>
Fee Payment	<span style="color: red;">⊘ Pending</span>

You have submitted application form for DEMO Common University Entrance Test CUET UG - 2025.  
 Your application will be considered complete only after successful payment of application fee.  
After payment of fee, you will not be able to edit the filled application details and documents uploaded.  
You are required to pay the fee Rs. 11/-.  
 Application Number : 25351000045

Edit Application Form
Your Email Id yet to be verified. Click here to verify your Email Id first.

Disclaimer: This digital platform has been developed by NIC as per the requirements and rules of the concerned Public Examination Authorities (PEAs), it works as per the requirements, rules, and regulations of the concerned PEA. The data and processes are owned and managed by the concerned PEA. (Ver 1.0.136.2.0)

## Step 19: Authentication of the registered e-mail ID


Home
Change Password
Logout

**Verify your Registered Email Id**

Registered Email Id

Enter CAPTCHA

CAPTCHA



Change Email Id
Submit and Get OTP

Home
Change Password
Logout

**System just sent a One Time Password (OTP) to your Registered Email Id**

Registered Email Id

Enter One Time Password (OTP)

Verify

Note: Didn't get the OTP on Email? Sometimes it can take up to 15 minutes. If it's been longer than that, Click RESEND CODE to resend an One Time Password (OTP) to your registered Email Id.

## Step 20: Current Status of the application form



Department of Higher Education  
Ministry of Education  
Government of India

Public Examinations Management Platform  
DEMO Common University Entrance Test  
CUET UG - 2025



राष्ट्रीय परीक्षा एजेंसी  
National Testing Agency  
Excellence in Assessment

Home
Change Password
Logout

**Activities**

- Registration Process
- View Application Form
- Fee Payment

**Verify Mobile No. & Email Id**

- Mobile No. Verified
- Verify Email Id

**Current Status**

Registration Process	Completed
Mobile Number Verification	Completed
Email Id Verification	Pending
Application Form	Completed
Fee Payment	Pending

You have submitted application form for DEMO Common University Entrance Test CUET UG - 2025.  
 Your application will be considered complete only after successful payment of application fee.  
**After payment of fee, you will not be able to edit the filled application details and documents uploaded.**  
 You are required to pay the fee Rs. 11/- .

Application Number : 253510000045

Edit Application Form
Your Email Id yet to be verified. [Click here to verify your Email Id first.](#)

Disclaimer: This digital platform has been developed by NIC as per the requirements and rules of the concerned Public Examination Authorities (PEA), it works as per the requirements, rules, and regulations of the concerned PEA. The data and processes are owned and managed by the concerned PEA. (Ver 1.3.156.2.0)



## Step 21: Fee payment by the candidate.

Home
Change Password
Logout

**Mode of Payment**

Activity : Examination Fee Payment

Select Mode of Payment

Online Payment

[Proceed for payment](#)

**Note:** Examination Fee

This Payment Request will be expired within : 08:55 minute

User Details			
Candidate Name	MAHESH	Fee Amount	11/-
Application Number	250410000123	Customer Id	25041000012301250206161243
Date of Birth	02-01-1992		

Examination Fee Payment


Select Payment Provider :

- SBI MOPS (Debit Card/Credit Card/UPI/Net Banking of any bank)
- Canara Bank Payment Gateway (Debit Card/Credit Card/UPI/Net Banking of any bank)
- ICICI Bank Payment Gateway (Debit Card/Credit Card/UPI/Net Banking of any bank)
- HDFC Bank Payment Gateway (Debit Card/Credit Card/UPI/Net Banking of any bank)

[Proceed for payment](#)

[Click here to Cancel this Transaction.](#)

## Step 22: Confirmation Page

Application No.	253510000036		-
DO NOT SEND THIS PAGE TO NATIONAL TESTING AGENCY (NTA).			
CANDIDATE IS REQUESTED TO RETAIN THE PRINTOUT OF CONFIRMATION PAGE FOR FUTURE REFERENCE.			
<b>व्यक्तिगत विवरण(Personal Details)</b>			
अभ्यर्थी का नाम (Candidate's Name)	AAAA	अभ्यर्थी की जन्म तिथि (Candidate's Date of Birth)	01-01-2007
माता / अभिभावक का नाम (Mother's / Guardian's Name)	BBBB	लिंग (Gender)	Male
पिता / अभिभावक का नाम (Father's / Guardian's Name)	SSSS	राष्ट्रीयता (Nationality)	Indian
पहचान सत्यापित (Identity Verified)	PAN Card Number	पहचान संख्या (Identification Number)	CUJPK9524L
श्रेणी (Category)	EWS	राज्य का निवास (State of Domicile)	ASSAM
क्या आपके पास किसी अधिकृत सरकारी कार्यालय द्वारा जारी किया गया मान्य और सक्रिय श्रेणी प्रमाण पत्र है (Do you have a valid and live category certificate issued by an authorized Government Office) ?		Yes	
श्रेणी प्रमाणपत्र आईडी / संख्या (Category Certificate ID / Number):		11111111	
श्रेणी प्रमाणपत्र जारी करने की तिथि (Category Certificate Issue Date) (DD/MM/YYYY):		01/10/2024	
श्रेणी प्रमाणपत्र जारी करने वाले प्राधिकारी का नाम (Name of the authority issuing the category certificate):		collectorate office	
क्या आप एक PwD / PwBD उम्मीदवार हैं जिनके पास सरकार के मेडिकल बोर्ड द्वारा जारी मान्य और सक्रिय विकलांगता प्रमाण पत्र है? (Are you a PwD / PwBD candidate having a valid and live Disability Certificate issued by Medical Board of Govt)?		PwBD with disability 40% or Above	
प्रमाणपत्र के अनुसार विकलांगता का प्रकार (Type of Disability as per certificate)		Other category of persons with benchmark disabilities	
क्या आपके पास लेखक और क्षतिपूर्ति समय की सुविधा का लाभ उठाने के लिए लिखने में कठिनाई का प्रमाण पत्र है (Do you have certificate for difficulty in writing to avail facility of scribe and compensation time) ?		Yes	
क्या आपको स्क्राइबर की जरूरत है (सूचना बुलेटिन में दिए गए मानदंडों के अनुसार) (Do you need scribe (as per the criteria given in the Information Bulletin)) ?		Yes - I will bring my own scribe and will provide details of scribe after declaration of City Intimation Slip	
प्रमाण पत्र के अनुसार विकलांगता का प्रतिशत (Percentage of disability as per certificate):		80	
क्या आपको मधुमेह है? Are You Diabetic?		Yes	
वार्षिक पारिवारिक आय (Annual Family Income)		RS. 100001 -200000	
क्या आप जुड़वा हैं और दोनों सीयूईटी (यूजी) 2025 के लिए आवेदन कर रहे हैं (Are you a Twin and both applying for CUET (UG) 2025) ?		Yes	
जुड़वां भाई या बहन की कक्षा दसवीं या समकक्ष का रोल नंबर (Roll Number of Class 10th or its equivalent of the Twin)		123456956	
दसवीं कक्षा के प्रमाण पत्र के अनुसार जुड़वा भाई / बहन का नाम (Name of other Brother / Sister as per Class X Certificate)		jahni	
निवास की जगह (Place of Residence)		Urban	
अपार आईडी (APAAR ID)		No	

<b>अतिरिक्त जानकारीयां (Additional Details)</b>	
अल्पसंख्यक के हैं (Belongs to Minority)	Yes
धार्मिक अल्पसंख्यक (Religious Minority)	Muslim
रक्षा कार्मिक / भूतपूर्व सैनिकों के प्रतिपासित (Ward of Defence Personnel / Ex-Servicemen):	No
एनसीसी कोटा के लिए दावा (Claim for NCC Quota):	No
खेल कोटा के लिए दावा (Claim for Sports Quota):	No

<b>वर्तमान पता (Present Address)</b>	
पता (Premises No/ Name), उप-स्थानीयता (Sub-Locality), स्थानीयता (Locality)	VVVV, CCCC, ZZZZ
जिला (District), राज्य (State), देश (Country), पिन कोड (PIN Code)	VARANASI, UTTAR PRADESH, India, 110020
ईमेल पता (Email Address)	san*****@nta.ac.in
मोबाइल नंबर (Mobile Number)	91 - 782****325
वैकल्पिक संपर्क सूत्र (Alternate Contact No.) (Optional)	NA

<b>Permanent Address</b>	
पता (Premises No/ Name), उप-स्थानीयता (Sub-Locality), स्थानीयता (Locality)	VVVV, CCCC, ZZZZ
जिला (District), राज्य (State), देश (Country), पिन कोड (PIN Code)	VARANASI, UTTAR PRADESH, India, 110020

<b>शैक्षिक विवरण (Educational Details)</b>	
<b>10th or equivalent (details as per Class 10th board marksheet) Marks Details</b>	
उत्तीर्ण की स्थिति (Pass Status) : Passed	उत्तीर्ण / सम्मिलित होने का वर्ष (Year of Passing / Appearing) : 2021
स्कूल का स्थान (Place of School) : Rural	योग्यता परीक्षा (Qualifying Exam) : 10th or Equivalent
स्कूल / कॉलेज का प्रकार (Type of School / College) : Government School	योग्यता परीक्षा राज्य (Qualifying Examination State) : DELHI
योग्यता परीक्षा जिला (Qualifying Examination District) : CENTRAL DELHI	स्कूल बोर्ड (School Board) : ANDHRA PRADESH BOARD OF SECONDARY EDUCATION
परिणाम मोड (Result Mode) : Percentage	Obtained Marks : 600
Total Marks : 600	Marks(%) : 66.67
रोल नंबर (Roll Number) : 1234567897	स्कूल / कॉलेज का नाम और पता (School / College Name & Address) : kmic
स्कूल / कॉलेज पिनकोड (School / College PIN Code) : 110091	

<b>12th or equivalent (details as per Class 12th board marksheet) Marks Details</b>	
उत्तीर्ण की स्थिति (Pass Status) : Passed	उत्तीर्ण / सम्मिलित होने का वर्ष (Year of Passing / Appearing) : 2023
स्कूल का स्थान (Place of School) : Rural	योग्यता परीक्षा (Qualifying Exam) : Class 12th or equivalent
स्कूल / कॉलेज का प्रकार (Type of School / College) : Government School	योग्यता परीक्षा राज्य (Qualifying Examination State) : ANDHRA PRADESH
योग्यता परीक्षा जिला (Qualifying Examination District) : ANANTAPUR	स्कूल बोर्ड (School Board) : NATIONAL COUNCIL FOR VOCATIONAL TRAINING, NEW DELHI (NCVT)
परिणाम मोड (Result Mode) : Percentage	Obtained Marks : 500
Total Marks : 600	Marks(%) : 83.33
रोल नंबर (Roll Number) : 1234567894	स्कूल / कॉलेज का नाम और पता (School / College Name & Address) : kopl
स्कूल / कॉलेज पिनकोड (School / College PIN Code) : 110092	

**परीक्षा के लिए चयन करें (Select for Exam)**

परीक्षा के लिए चयन करें (Select for Exam)

 CUET UG

डोमेन विषयों के लिए प्रश्न पत्र का माध्यम (Question Paper Medium for Domain Subjects)

English

परीक्षण पत्र (Test Papers)

101 - English (Language), 104 - Bengali (Language), 322 - Physics (Domain), 323 - Political Science (Domain), 501 - General Aptitude Test (Domain)

परीक्षा राज्य / शहर-पहला विकल्प (Exam State / City-1st choice)

UTTAR PRADESH - PRATAPGARH

परीक्षा राज्य / शहर-दूसरा विकल्प (Exam State / City-2nd choice)

DELHI (NCT) - DELHI/NEW DELHI

परीक्षा राज्य / शहर -तीसरा विकल्प (Exam State / City-3rd choice)

HARYANA - GURUGRAM

परीक्षा राज्य / शहर- चौथा विकल्प (Exam State / City-4th choice)

UTTARAKHAND - DEHRADUN

**Images Captured by Candidate**

Photo



Signature

**Fee Payment Details**

Activity	Application fee	Application No	253510000036
Reference No	CPAEVSNZC5	Transaction Date	24/02/2025 14:33:24
Amount	11	Customer ID	25351000003601250224143031
Payment Mode	EPG		

**घोषणा (DECLARATION)**

मैं घोषणा करता/करती हूँ कि मैंने सूचना विवरणिका को ध्यान से पढ़ने और उसमें उल्लिखित प्रावधानों/प्रक्रियाओं को पूरी तरह से समझने के बाद, ऑनलाइन पंजीकरण पत्र भरा है। मैं यह भी घोषणा करता/करती हूँ कि इस आवेदन पत्र में मेरे द्वारा दिए गए सभी विवरण सही हैं। यदि भविष्य में किसी भी समय यह पाया जाता है कि इस आवेदन पत्र में दी गई कोई भी जानकारी सही नहीं है तो मेरा परिणाम रोक जा सकता है/परिणाम घोषित नहीं किया जा सकता है या मेरी उम्मीदवारी रद्द की जा सकती है। मैं समय-समय पर सीयूईटी (यूजी) 2025 परीक्षा से सम्बंधित राष्ट्रीय परीक्षा एजेंसी द्वारा जारी सूचना विवरणिका, सार्वजनिक सूचना और सलाह में उल्लिखित नियमों और शर्तों का भली-भांति पालन करूंगा/करूंगी।

I hereby declare that I have filled up this Online Application Form after carefully reading the Information Bulletin and fully understanding the provisions/ procedures mentioned therein. I further declare that all the particulars given by me in this Form are true and correct to the best of my knowledge and belief. I agree that my result may be withheld or my candidature cancelled, in case it is found that false information has been furnished by me in this application. I shall abide by these terms and conditions as well as those laid down in the Information Bulletin, Public Notices, and Advisories issued by NTA regarding CUET (UG) - 2025 from time to time.



राष्ट्रीय परीक्षा एजेंसी  
National Testing Agency

*Excellence In Assessment*

## Address for Correspondence

**First Floor, NSIC -MDBP Building,  
Okhla Industrial Estate,  
New Delhi – 110020**

**Help Line: 011-40759000**

**For Technical support, contact following  
during working days between  
10.00 a.m. to 5.00 p.m**

# Information Bulletin